



Established 1915

BROWARD
County Public Schools



BOND OVERSIGHT COMMITTEE QUARTERLY REPORT

FOR THE QUARTER ENDED March 31, 2019

Meeting June 10, 2019

SAFETY
MUSIC & ART
ATHLETICS
RENOVATION
TECHNOLOGY

FY19 Q3





THE SCHOOL BOARD OF BROWARD COUNTY, FLORIDA

600 Southeast Third Avenue • Fort Lauderdale, Florida 33301 • Office: 754-321-2600 • Fax: 754-321-2701

ROBERT W. RUNCIE
Superintendent of Schools

**The School Board of
Broward County, Florida**

Heather P. Brinkworth, Chair
Donna P. Korn, Vice Chair

Lori Alhadeff
Robin Bartleman
Patricia Good
Laurie Rich Levinson
Ann Murray
Dr. Rosalind Osgood
Nora Rupert

May 28, 2019

Members of the Broward County Public Schools Bond Oversight Committee (BOC):

We are pleased to present the Bond Oversight Committee Quarterly Report for the fiscal quarter ended March 31, 2019 (FY19 Q3). I want to highlight the considerable progress made this quarter as even more projects enter the construction phase. There was another \$36.5 million in purchase orders issued in January, February, and March this year. That brings the total new purchase orders this school year to \$110 million. We also continue to make considerable progress in implementing the SMART Program construction projects. This quarter there was over \$16 million in expenditures. This directly relates to the construction contracts being issued as the SMART Program projects continue moving out of design and into construction. The number of projects underway will continue to grow as more schools receive approval to enter the construction phase and work begins in the coming months.

In the last BOC Quarterly Report (FY19 Q2), the way the Single Point of Entry (SPE) projects was reported in the finance showed a reduction in expenditures on completed SPE projects. This was caused by a reporting change so that we are not listing these projects by location for security purposes and all the expenses were included within the active projects section of the Budget Activity Report. This FY19 Q3 report shows the correct amounts for the completed and the active SPE amounts in the respective sections of the Budget Activity Report.

At the April 9 School Board Operational Meeting, the Board approved an agenda item that officially aligns SMART Program funding with the re-baselined construction project schedules. This allows us to make more efficient use of the District's resources that are identified for the SMART Program and aligns the plan for issuing the remaining General Obligation Bonds (GOB) to be consistent with the re-baselined project schedules. Future GOB will only be issued based on actual cash needs to ensure the funds are available as project reach the construction phase and contracts are awarded. Since this occurred during the 4th fiscal quarter, more information on this will be included in the next quarterly BOC report.

This 3rd quarter BOC report demonstrates our commitment to ensuring the SMART Program continues to move forward with fidelity and appropriate oversight.

Thank you for your continued leadership and oversight as the District continues to implement the SMART Program.

Sincerely,

Robert W. Runcie
Superintendent of Schools

C: School Board Members

COMMITTEE MEMBERS

Adam Rabinowitz, Esq.
Committee Chair

Ann Siegel, Esq.
Committee Vice-Chair

Bruce Bernard
Committee Member

Chief, Donald DiPetrillo
Committee Member

Steve Hillberg
Committee Member

Latha Krishnaiyer
Committee Member

Laura Aker Reece
Committee Member

PREFACE

The School Board of Broward County (the District) is pleased to present the latest **Bond Oversight Committee Report for the quarter ending March 2019**. We invite you to explore the pages that follow for an overview and accompanying details of the progress being made on the **SMART Program** (**S**afety, **M**usic & **A**rt, **A**thletics, **R**enovation and **T**echnology).

This report is the latest quarterly document prepared for the Bond Oversight Committee (BOC), which was established shortly after the start of the SMART Program to provide independent, external oversight to the Broward County Public School's improvements in the SMART Program.

The BOC report is prepared on a quarterly basis to provide a progress report of the \$800 million bond and how the funds are working towards making much needed improvements to 232 district schools. **The goal of the report is to promote transparency and accountability** as this monumental initiative builds momentum and delivers on the District's commitment to improve the learning environment in schools districtwide.

The following pages offer an **Introduction section** with a high-level overview of the progress made this past quarter. The Introduction is then followed by a **detailed report of each of the key components of the SMART Program**, a **fiscal report from the Capital Budget** department, and a **glossary** of SMART acronyms and terminology is also included to help readers better understand the information provided.

The quarterly report features the School Spotlights which provide a progress report on each of the 232 schools in the SMART program. These school spotlights will also be featured on the SMART website at www.browardschools.com/smartfutures.

You can also access earlier quarterly reports by visiting the BOC website at <http://www.broward.k12.fl.us/boc/>

Thank you for your interest in the SMART Program!

**SAFETY
MUSIC & ART
ATHLETICS
RENOVATION
TECHNOLOGY**



#BCPSSMARTFutures



Bond Oversight Committee Meeting
June 10, 2019
5:30 p.m.

TABLE OF CONTENTS

Preface	Page i
The SMART Glossary	Page 1
Introduction	Page 7
Section 1 – Technology SBBC Schools Matthew Bradford, Interim Chief Information Officer	Page 21
Section 2 – Technology Charter Schools Matthew Bradford, Interim Chief Information Officer	Page 27
Section 3 – Music & Art Equipment Daniel Gohl, Chief Academic Officer	Page 29
Section 4 – Athletics Leslie Brown, Chief Portfolio Services Officer	Page 65
Section 5 – Facilities Frank Girardi, Task Assigned Executive Director Capital Programs Danny Jardine, CBRE Heery Ashley Carpenter, Atkins	Page 75
Section 6 – Budget Activity Judith Marte, Chief Financial Officer	Page 485
Section 7 – Supplier Diversity Outreach Program Maurice Woods, Chief Strategy & Operations Officer	Page 677
Section 8 – Communications Yvonne Garth, Garth Solutions / CBRE Heery	Page 701





The SMART Glossary

THE SMART GLOSSARY

Adopted District Educational Facilities Plan (ADEFP) – The District's five year funding plan for capital improvements, adopted by the School Board each year.

ATP – Authorization to Proceed with design services.

BCPS – Broward County Public Schools.

BOC – The Bond Oversight Committee is an independent panel that oversees the SMART Initiative through the review of project expenditures and quarterly reports, and by facilitating public input through regularly scheduled hearings.

Basic Equipment List – A document showing the minimum type and quantity of musical equipment that schools should possess to offer core music courses.

Building Envelope – SMART projects pertaining to work on a building's exterior, roofs, walls and windows.

Building Replacement – Requires additional analysis by the Design Professional to determine if a building is in a condition that would warrant replacement or if the building is sufficiently structurally sound that would make improvements appropriate.

CMAR – Construction Manager at Risk is a contractor that provides pre-construction services, cost estimates, construction management and other related services. Hiring the contractors at this early stage in the design process is a valuable step to ensure a seamless and faster transition from designing to implementing improvements.

CSMP – Construction Services Minor Projects are open-end agreements to expedite single construction projects that are valued at \$2 million or less.

Capital Outlay Tax Rate – Money raised from local taxpayers to spend on either the purchase of a fixed asset or to extend its useful life.

Capital Projects – Construction, renovations or replacement to improve or maintain an existing asset of the School District.

Commitment – A project obligation, such as a purchase order or requisition.

Current Budget – Current approved budget including any School Board approved changes that impacted the Original Budget.

DHCP – Dynamic Host Configuration Protocol is a way to assign dynamic IP addresses to devices in a network.

THE SMART GLOSSARY *continued*

DNS – Domain Name Systems is the way Internet domain names and addresses are tracked and regulated.

DR Storage – Disaster Recovery Storage is a backup system used to store and retrieve computer files and data.

Design Phase – The third (3) phase of the six-phased process in which drawings and plans are developed for eventual implementation by contractors and vendors.

Design Professionals – A term referring to architects, engineers, interior designers and landscape architects whose application of appropriate design services require licensing or state registration.

Digital Instructional Resources – Instructional materials that are conveyed by way of digital media, including, digital textbooks, applets and applications, and online supplementary resources.

Disparity Study – A type of market analysis to determine if a statistical difference exists between the number or types of companies available to participate in the bid for contracts versus those firms that actually obtain those contracts.

District Educational Facilities Plan (DEFP) – A 5-year budget planning document.

Financially Active Project – A project with existing commitments or expenses.

FY– An abbreviation for funding year in which funds are released to initiate project planning and implementation

Forecast – Forecast dates may fluctuate periodically to reflect actual or unforeseen dynamics that arise as the projects move through each phase. As these unexpected dynamics may impact the originally “planned” schedule dates, forecast dates will be updated accordingly to communicate the most up to date schedule milestone dates.

Gap Analysis – Measurement of areas of greatest need for each school to determine whether schools are operating within music instruction's minimum standards.

HVAC – Heating, ventilation and air conditioning.

GMP – A Guaranteed Maximum Price is negotiated to set a price ceiling for fees and cost incurred.

THE SMART GLOSSARY continued

GOB – The 2014 General Obligation Bond was approved by Broward County voters and pays for renovation projects and technology for District-owned schools and charter schools.

I&T – The School District's Information and Technology Department is responsible for designing, implementing and managing information technology solutions that improve student achievement and operational efficiency.

IPAM – Internet Protocol Address Management is a means of planning, tracking and managing the Internet Protocol address space used in a network.

IT – Information Technology refers to anything related to computer technology, such as networking, hardware, software, the Internet or the people working with those technologies.

ITB – Invitation to Bid is a process similar to a Request for Quotations (RFQs) in which contractors, suppliers and vendors are invited to bid to provide the School District with specific products or services.

Implementation Phase – The fifth of the six-phase SMART Initiative process in which contractors or vendors begin work on SMART projects.

Improvements – SMART projects involving construction or renovations that have a life cycle of more than five years.

Load Balancing System – A network that improves the distribution of workloads across multiple computing resources, such as computers, central processing units, disk drives and other network links.

LOR – Letter of Recommendation to issue permit from the Building Department, thus completing the design phase.

MWBE – A government designation for Minority and Women-Owned Business Enterprises.

NGFW – Next Generation Firewall is either a hardware or software-based network security system that is able to detect and block sophisticated attacks by enforcing security policies at the application, port and protocol levels.

Network Security Perimeter Defense – A firewall used to prevent attacks on a computer network.

Non-GOB Funding – Money for School District capital improvement projects that come from other budget sources outside of the 2014 General Obligation Bond.

NTP – Notice to Proceed is a letter from owner or project manager to a contractor stating the date work can begin according to conditions of the contract.

THE SMART GLOSSARY *continued*

OF&C – The Office of Facilities and Construction oversees all construction and renovation projects in the School District, including those in the SMART Initiative.

Original Budget – Budget approved at the May 19, 2015 school board meeting that established the SMART Program's 5 year budgets.

PCM – Project Charter Meetings are informational sessions where school district officials and project architects explain the scope, schedule and objectives of SMART projects to the parents, students, volunteers and local public officials who make up a school's community.

PPO – The Physical Plant Operations Department responds to routine and emergency requests to repair and maintain District assets. PPO is responsible for various infrastructure work, including air conditioning, carpentry, electrical, plumbing to provide a safe learning environment for Broward County school students.

PSA – Professional Services Agreements are contracts between the District and consultants, design professionals or vendors to complete work during a specific time period.

Phase – One of six steps in the process of developing a project from initial planning to final quality assurance inspection one construction is completed.

Professional Design Services – See Design Professionals

Project – The undertaking to improve school infrastructure, technology or to provide equipment under provisions of the SMART Initiative.

Project Scope – The part of planning that involves determining and documenting a list of specific project costs, goals, deadlines and tasks to assure that results are achieved to make sure the project is successfully completed.

QSEC – The Qualification Selection Evaluation Committee is the School District's independent panel that evaluates and ranks proposals.

RFQ – Request for Qualifications is a process that solicits contractors, suppliers and vendors to bid to provide specific products or services to the District.

SAC – School Advisory Councils are committees of volunteers who assist principals and other school administrators in the preparation and evaluation of the school's improvement plan.

SBBC – School Board of Broward County.

THE SMART GLOSSARY *continued*

SCEP – The School Choice Enhancement Program allows every District-owned school in the SMART Initiative to determine how to spend \$100,000 on smaller capital projects to improve the condition of an instructional space or educational environment.

SDOP – The Supplier Diversity Outreach Program remains a key part of the School District's efforts to ensure that small, minority-owned and women-owned businesses are represented as consultants, contractors, designers and vendors in the SMART Initiative.

SMART – Safety, Music & Art, Athletics, Renovations and Technology (SMART), which is the ongoing capital improvement program to address infrastructure and equipment needs of the Broward County Public Schools.

SMART Program Years – Years 1 through 5 refer to the year that funding is identified for SMART Program projects. As identified and approved in the 2014 needs assessment.

SMART Website – District website that lists completed and ongoing SMART projects. The link is <http://browardschools.com/smartfutures>

S/M/WBE – A government designation for Small/Minority/Women Business Enterprise.

SPE – Single Point of Entry is a SMART security project that uses fencing, gates and other structures to create a primary means of access onto a school campus.

School Community – The parents, students, school staff and volunteers and local elected officials who make up the constituency an individual school serves.



Introduction

INTRODUCTION

During the months of **January through March 2019**, the School Board of Broward County (The District) has made significant progress in all areas of the SMART Program (**S**afety, **M**usic & Art, **A**thletics, **R**enovation and **T**echnology). The SMART Program expenditures are bringing new computers, musical equipment and better facilities to the Broward County Public Schools.

What follows in this **introduction** section is **a summary showing the progress being made in each key area of the SMART Program**. Supporting details can be found in the subsequent sections of this Bond Oversight Committee Report for the quarter ending March 31, 2019.



Technology SBBC Schools:

As of March 31, 2019, the SMART technology deployment is fully completed for all 230 schools. All work has been completed for the three (3) Project Scopes identified in the SMART Program:

- 83,362 computing devices were delivered to 209 schools.
- **Computer Gap:** Many schools exceeded the goal of 3.5:1 student to computer ratio, bringing the district to a 2:1 average student to computer ratio.
- **Infrastructure Upgrade** Completed for all Schools
- **Wireless/Cat6 Upgrade** 13,166 Wireless Access Points were installed, in addition to installing 12,738 CAT6 Wiring drops.

This Project was completed with a Savings of \$10.3 million to the district.



Technology Charter Schools:

The development of charter school technology is completed for the 67 eligible schools as more than 11,314 computing devices have been ordered and installed.



Music and Art Equipment:

With the end of year five of the SMART Bond project quickly approaching, Applied Learning is steadily moving closer to completion of all equipment orders. In addition, we are communicating with schools where music, art and/or theater are absent in order to generate creative workarounds to enable schools struggling to provide these programs, to do so and thus utilizing the SMART dollars still available.

At the close of this quarter

- **57,305 musical instruments of the 59,674 ordered, have been delivered to schools.**
- **123 new kilns have been ordered or delivered**
- **33 of the 37 schools with theater programs have had their orders placed** and Applied Learning is working with the 3 new schools to create and place their orders

Students across the District continue to benefit from the SMART Bond program and will continue to benefit for years to come.



Athletics:

The SMART Program Athletics initiatives have reached a significant moment, with the majority of all projects having reached official completion.

Tracks:

All of the SMART athletic tracks projects (15 tracks – 3 middle schools and 12 high schools) are complete as of September 30, 2018).

 **15** SCHOOLS HAVE
COMPLETED TRACK
UPGRADES

Weight Rooms:

As of the previous quarter ending December 31, 2018, **29 out of the 30 weight room enhancement projects were complete**, leaving only one weight room enhancement to be finished out of all SMART Athletic enhancements. Northeast High School, the single project still awaiting its weight room upgrades, has been delayed by circumstances surrounding its primary renovations project, which has undergone recent alterations in the design phase.

 **1** SCHOOL IS IN
DESIGN

 **29** SCHOOLS HAVE
COMPLETED WEIGHT
ROOM UPGRADE



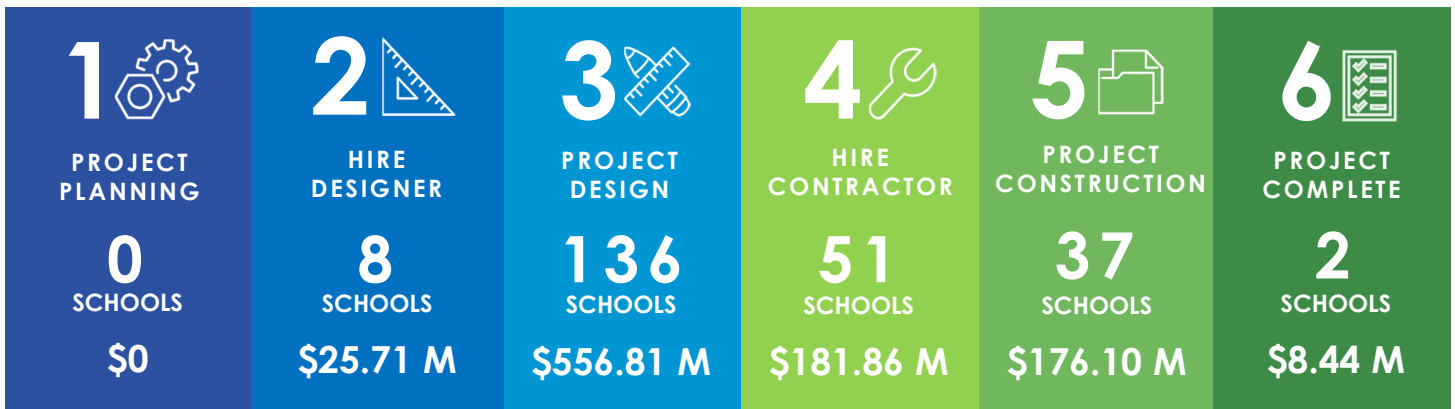
Facilities

Moving forward, Facilities data will be reported individually for **Primary Renovations & School Choice Enhancement Projects (SCEP)**. For security reasons, the status of **Single Point of Entry (SPE)**, will no longer be included in the BOC Report.

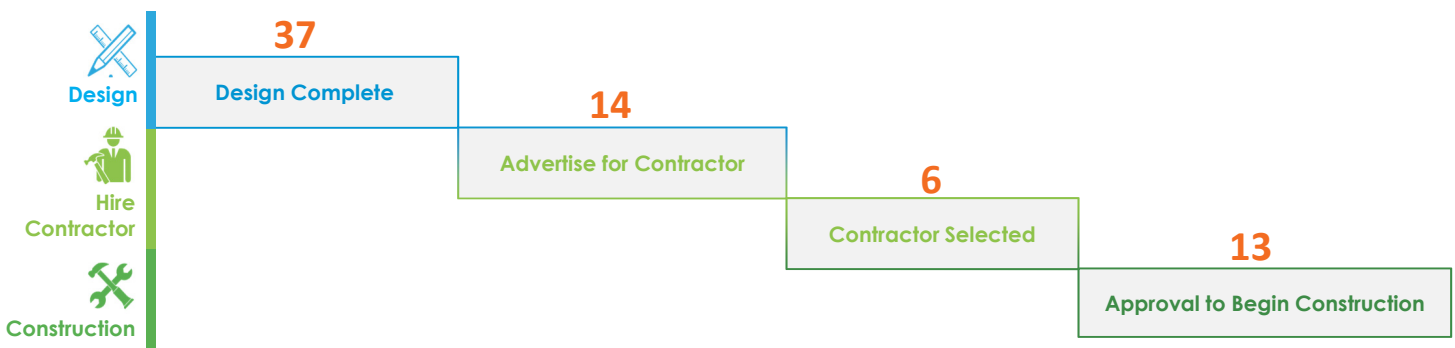
Primary Renovations

During the quarter ending March 31, 2019, significant progress was made in moving projects out of the Design Phase and into Construction. With **37 schools totaling \$176 million** currently in Construction, and **51 schools totaling \$181 million** transitioning out of the Hire Contractor phase, 2019 will see a consistent flow of work on school campuses.

The following chart represents the various phases of schools with active Primary Renovations as of March 31st, 2019:



In addition to the above process chart, **the following KPI's are being monitored to track the progress of Primary Renovation projects.**





Facilities

School Choice Enhancement Projects (SCEP)

5  **SCHOOLS COMPLETE THIS QUARTER**

2,031  **ITEMS DELIVERED AND INSTALLED AT DISTRICT SCHOOLS**

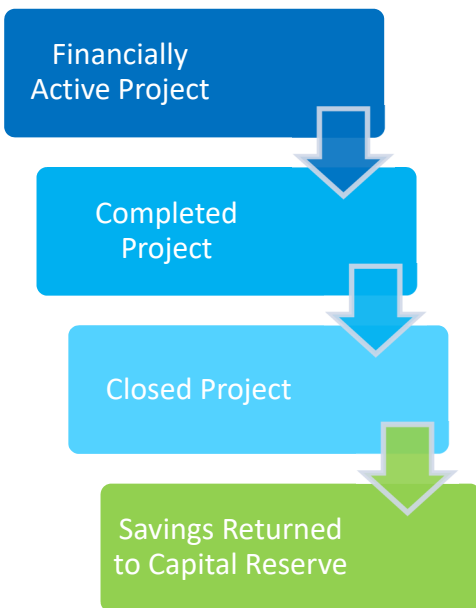
69  **SCHOOLS COMPLETE TO-DATE**

230  **SCHOOLS UNDERWAY OR COMPLETE**



Budget Activity

With this FY19 Q3 report, the SMART Program is in the 5th year. This quarterly report includes **financial details for all of the projects in the SMART Program**. As SMART Program projects are being completed these projects are highlighted in the Completed and Meets Standard - Budget Activity Report. The remaining balance for all of the Completed and Meets Standard Projects will be held until the School Board approves how the funds will be re-prioritized for other SMART Program Needs. *There may be some additional financial activity on these projects as the final payments are made and all of the purchase orders are closed-out.*



The financial life-cycle of a project starts when the project is **financially active**.

At the end of the implement improvements phase projects are marked as **complete**. These projects are in their final inspection for quality assurance, between substantial and final completion, which includes verification that the scope is completed according to approved specifications, final submittals of documents and closing out the vendor contract.

When all of the close-out steps are completed, final payments have been submitted to vendors, and all purchase orders have been reviewed and closed the project is **closed**.

After the project is closed, remaining funds are reported to the School Board and **returned to the District's Capital Reserve**.

SMART Program Budget By Program Year

Year 1	\$229.7 M
Year 2	\$215.0 M
Year 3	\$219.6 M
Year 4	\$181.9 M
Year 5	\$218.6 M
Total SMART Program	\$1,064.8 M *

The Budget Activity Report includes financial details on all 5 program years.



Budget Activity

THE DISTRICT COMMITTED TO SET ASIDE \$225 MILLION in funding to mitigate potential funding risks in the SMART Program

SMART Program Reserve



ADEFPP FY18							
District Educational Facilities Plan							
Appropriations							
(in thousands)							
	Carryover FY 2017	FY 2018	FY 2019	FY 2020	FY 2021	FY 2022	Total
Appropriations							
COPs Debt Service *	\$ 0	\$ 146,881	\$ 100,078	\$ 106,068	\$ 169,792	\$ 170,018	\$ 813,437
Equipment & Building Leases	0	17,119	14,513	11,430	11,442	16,796	71,300
Facilities / Capital Salaries	0	15,200	15,200	15,200	15,200	15,200	76,000
Quality Assurance	0	170	170	170	170	170	860
Maintenance	594	66,000	64,000	64,000	64,000	64,000	322,594
Facility Projects	22,750	7,300	0	0	0	0	30,050
SMART Program	537,874	138,688	178,882	0	0	0	855,444
SMART Program Reserve	71,042	658	18,354	59,839	69,807	0	219,700
Charter Schools - State PECO	0	8,319	8,319	8,319	8,319	8,319	41,595
Charter Schools - Local Millage	0	12,711	13,863	16,211	19,824	24,067	86,676
District Priorities	38,448	22,339	0	0	0	0	60,785
Unallocated (FY19 - FY22)	22,071	0	0	0	0	84,700	106,771

	Carryover FY 2017	FY 2018	FY 2019	FY 2020	FY 2021	FY 2022	Total
SMART Program Reserve	71,042	658	18,354	59,839	69,807	0	219,700

\$219 million in the SMART Reserve
 + \$6 million added for additional single point of entry projects
\$225 million

Due to Approved Board items thru the end of FY19 Q3 the SMART Reserve balance is currently \$115.3 million.

FY19 Beginning Balance	\$ 58.9	← [\$40.6 carryover + 18.3 new appropriation]
FY19 Board Items	(56.4)	
FY20	43.0	*
FY21	69.8	
Total	\$ 115.3	

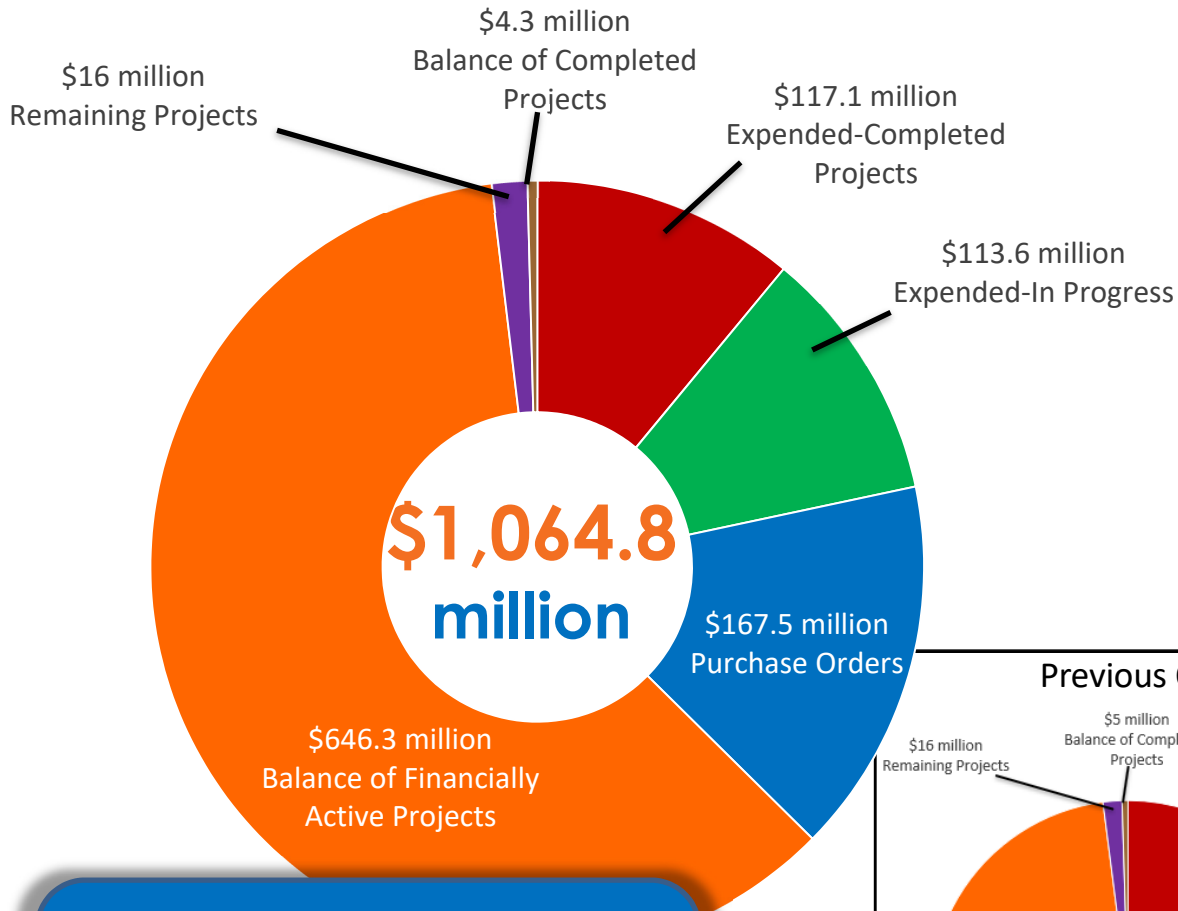
*includes FY20 impact of Northeast High School approved budget amendment



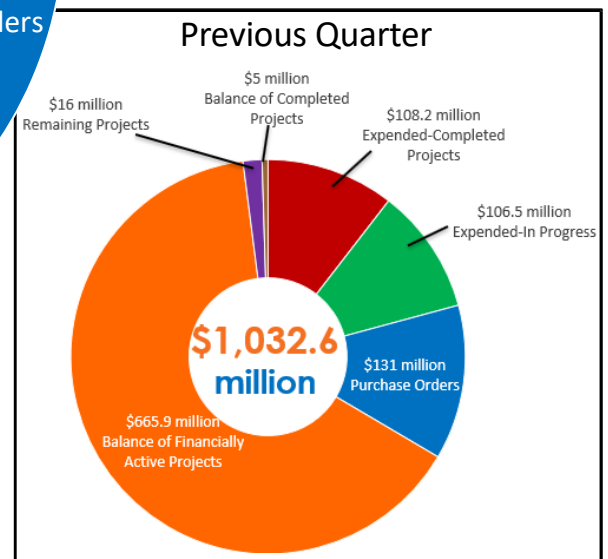
Budget Activity

The District is continuing to make significant progress toward implementing all of the SMART Program projects. Every month more projects are moving into the financially active category, and the expenditures continue to increase as more projects are moving through the design phases, entering construction, and actual payments are being made to contractors. Additionally, there is only \$15.7 million of the \$1 billion program that does not have some financial activity. These Remaining Projects are mostly the Year-5 School Choice Enhancement Projects that will be underway soon.

The following charts demonstrates the financial progress made in the SMART Program through the end of the third quarter of fiscal year 2019.



Note the considerable increase in purchase orders this quarter... \$36.5M more than the previous quarter!!





Supplier Diversity Outreach Program

The Procurement and Warehousing Services (PWS)/ Supplier Diversity Outreach Program (SDOP) continues to support the SMART Bond Program. As part of our Continuous Improvement Measures, in the third quarter (Q3) of Fiscal Year '19, SDOP made the following strides:

Activities

- Processed 105 E/S/M/WBE certification applications
- Implementing two (2) Mentor Protégé Program as part of the Construction Management At Risk (CMAR) projects
- Evaluated 91 BCPS proposals
- 28 Bid notifications sent to the vendor database, which consist of certified and non-certified firms (bids are emailed to all certified vendors once weekly and to vendors in specific trades area requested).

Reports

- Monthly Utilization: Monitor and Track 212 projects with M/WBE Utilization
- E/S/MWBE Program activities which highlight:
 - Approved Certifications Application - 71
 - Application Denials – 34 (22 companies did not meet the required Significant Business Presence)
 - Outreach Events – Hosted and participated in 9 events
 - **Participated as a speaker at the following three (3) events:**
 1. T & G Constructors Outreach Event – How to Get Certified
 2. The Morganti Group/Cooper Construction Meet-the – Prime Outreach Event
 3. 2019 South Florida Business Conference & Expo



Supplier Diversity Outreach Program _____

- **Hosted, attended, or participated as an exhibitor at the following five (5) events:**
 1. SDOP Meet-the Prime workshops sponsored by Messam Construction
 2. SDOP Meet-the Prime workshops sponsored by Thornton Construction
 3. The School District of Palm Beach County Prime Vendor Showcase
 4. Super Bowl LIV Host Committee Informational Luncheon
 5. 9th Annual Women Power Conference presented by MBDA Export Center-Florida
- **Hosted the following training:**
 1. Florida Construction Management Development Program and Bond Guarantee Program (Four-part series)
- **Technical Assistance: Supported Supplier Tuesday Tech Talks – 8**

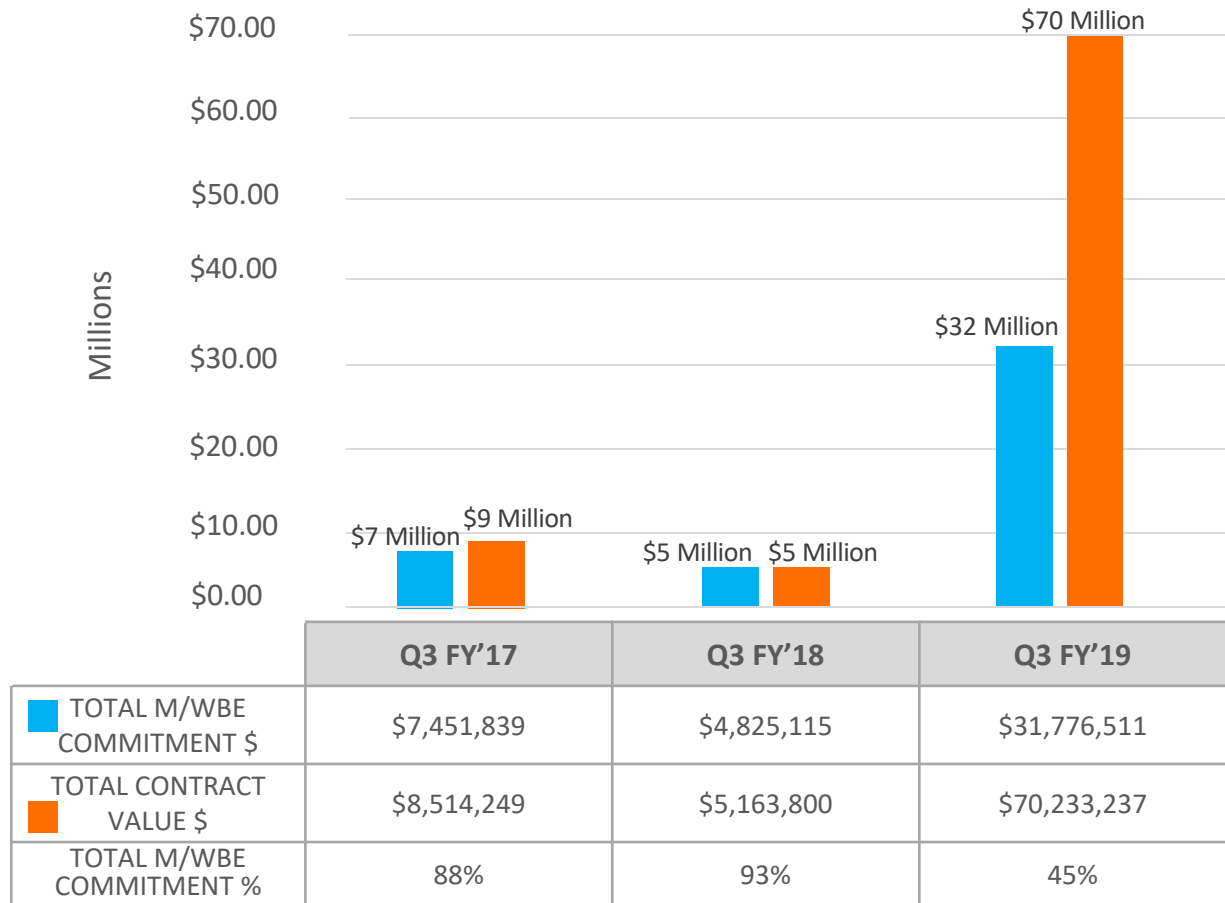
Contracts under the “Renovations” category funded solely by the SMART program are identified within this report. Projects listed are obtained from the Board approved Agenda items and cross-referenced with Capital Budgets’ data.



Supplier Diversity Outreach Program

S/M/WBE Participation Commitment

The Chart below represents SMWBE Participation Commitments, a snap shot comparison of Q3 FY 17, 18 and 19.





Supplier Diversity Outreach Program

Ethnicity and Gender	FY '17 Q3		FY '18 Q3		FY '19 Q3	
	MWBE Commitment By Ethnicity FY'17 Q3	MWBE Commitment % By Ethnicity FY'17 Q3	MWBE Commitment By Ethnicity FY'18 Q3	MWBE Commitment % By Ethnicity FY'18 Q3	MWBE Commitment By Ethnicity FY'19 Q3	MWBE Commitment % By Ethnicity FY'19 Q3
African American S/MBE	\$1,750,658	20.56%	\$163,070	3.16%	\$1,312,847	1.87%
African American S/M/WBE	\$0.00	0.00%	\$707,194	13.70%	\$4,937,882	7.03%
Women Business Enterprise S/WBE	\$0.00	0.00%	\$1,114,500	21.58%	\$2,764,773	3.94%
Asian Pacific American S/MBE	\$146,917	1.73%	TBD	TBD	\$558,732	0.80%
Hispanic American S/MBE	\$2,944,504	34.58%	\$663,015	12.84%	\$9,043,419	12.88%
Hispanic American S/M/WBE	\$2,198,898	25.83%	\$694,780	13.45%	\$13,158,858	18.74%
Sub-Continent Asian American S/MBE	\$295,230	3.47%	\$500,952	9.70%	\$0	0.00%
Sub-Continent Asian American S/M/WBE	\$0.00	0.00%	\$981,604	19.01%	\$0	0.00%
TBD	\$0.00	0.00%	\$0	0.00%	\$0	0.00%
Total by Ethnicity/Gender \$	\$7,336,207		\$4,825,115		\$31,776,511	
Total Contract Amount \$	\$8,514,249		\$5,163,800		\$70,233,237	
Total M/WBE Commitment %		86%		93%		45%

Communications

This quarter (ending March 31st, 2019), the SMART Team continued its focus on the engagement of schools and their communities, through face-to-face outreach, digital media, and printed materials.

In total, **44 public meetings** were held to enhance clarity and understanding between all involved parties and stakeholders – keeping parents, administrators, and the Districts up to date with developments in the SMART Program.

COMMUNICATIONS by the numbers



Principal
Letters

10



Outreach
Events

19



PCM
Meetings

25



Tweets

17



Section 1

Technology SBBC SCHOOLS
Matthew Bradford, Interim Chief Information Officer

Bond Oversight Committee SMART Technology Quarterly Update SBBC Schools

As of the First Quarter of FY 2018 (month ended September 30, 2017) **the SMART technology deployment is completed for all 230 SBBC schools.** For more detailed information on the SMART Program SBBC school technology you can visit the Bond Oversight Committee website and review the FY18 Q1 report.

http://www.broward.k12.fl.us/boc/QuarterlyReports/FY18_Q1BOCReport.pdf



SMART Core Infrastructure Upgrades BOC FY2018-2019 – 3rd QTR Ended 03-31-2019

Since the initiation of the SMART project, Technical Support Services has undertaken work in five areas of core infrastructure operation. These areas include the replacement and/or implementation of systems that provide improved network security perimeter defense and traffic management, load balancing of Internet and internal network traffic, IP address management and Domain Name Systems (DNS) operations, core network capacity and speed, and back-up and recovery. In every case, the work done was driven by greatly increased demand for network capacity and reliability that results from the:

- shift from print to digital instructional resources – including increased use of “rich media” (video, audio, advanced graphics, animation, interactivity)
- increased reliance on online assessments
- move toward personalization of instruction: more modern computers and the move toward to 1:1 computing
- increasing use of cloud-based resources (Office 365, Canvas, etc.)
- heightened concern for IT security and privacy protection
- enhancements to business continuity and disaster recovery solutions

The impact of the dynamics noted above can be seen in the fact that in the District's demand for Internet bandwidth is four times the 2013 level, the number of wirelessly connected devices has doubled over the same period, and the District's network now provides connectivity to over 235,000 unique devices each day (including all of the District's wired and wireless computers, printers, VoIP phones, and BYOD devices in the hands of staff and students).

<u>Project</u>	<u>Description</u>	<u>SMART Encumbrance / Expenditure</u>
Perimeter Defense and Traffic Management	Funds were spent to implement a new “Next Generation Firewall” (NGFW) at the District's Internet perimeter. As a part of that project, the previous system was repositioned to serve as an internal firewall between the Data Center (and its critical systems) and the rest of the District's internal network. The Next Generation Firewall, in addition to securing the perimeter, provides content filtering, applications control, and traffic analysis and reporting; all at vastly increased speeds and capacity levels.	\$1,519,323 Project Status: Complete
Load Balancing systems	Funds were spent on systems that manage and balance the traffic pattern and load distribution of the District's two connections to the Internet at higher speeds and at with greater capacity.	\$564,591

<u>Project</u>	<u>Description</u>	<u>SMART Encumbrance / Expenditure</u>
Load Balancing Systems <i>(continued from previous page)</i>	This project included as a part of its design strategy the load balancing of the District's web based application services.	Project Status: Complete
Load Balancing Systems	Application specific Load Balancing System and version upgrade	\$31,497 Project Status: Complete
Core Network Services	Expenditures were made to improve advanced network services including DNS, DHCP & IPAM. Expenditures in this area were done to improve the reliability of critical network system services and speed while further enhancing IP security and reporting.	\$905,556 Project Status: Complete
Core Network Speed and Capacity	Investments were made in the network switching fabric of the network core and the District's Data Center. In addition to providing increased speed and capacity, the new network infrastructure supports the implementation of advanced "software defined networking".	\$806,481 Project Status: Complete
Data-Center Tape Drive Virtualization	A project to replace the District's out-of-service tape back-up system with a Virtual Tape Back-up solution was implemented. This allows for the expedited recovery of a number of systems in the event of an emergency and propositions critical data at the District's off-site disaster recovery location out of state.	\$393,593 Project Status: Complete
Voice Contact Center	A project to replace the existing Call Center system that distributes incoming calls to specific groups or agents. This new system will be integrated to our current Avaya voice application system.	\$386,313 Project Status: Complete
DR Storage	A project to relocate and build storage for our offsite DR, hosted in our remote COLO facility.	\$221,488 Project Status: Complete
ERP Disk Replacement	A project to replace disk storage that supports our ERP system and was no longer going to be supported by the manufacturer.	\$212,881 Project Status: Complete

<u>Project</u>	<u>Description</u>	<u>SMART Encumbrance / Expenditure</u>
Content Filter	Implementation of enhanced content filter for classroom teachers to share content like YouTube videos, blogs, etc., while securing inappropriate content and ensuring CIPA compliance.	\$1,354,141 Project Status: Complete
Firewall Internet Capacity	Project to build capacity to match school internet utilization in order to provide support and protection to schools and enterprise datacenter systems	\$1,395,356 Project Status: Complete
Data Network Infrastructure	Update Data Network Infrastructure (Data Switches) at the TSSC Administrative site to current network standards. This would provide the network functionality for the new Avaya voice phone system.	\$385,070 Project Status: Complete
Archival Security Storage and Logs	IT Storage Hardware to address the immediate need of additional storage space required for the IT archival security storage and firewall log projects along with the growth for future expansion, maintenance and support. (Refer to BID#18-156E Board approved 4-10-2018)	\$596,425 Project Status: Complete
Midrange System Upgrade	Infrastructure Upgrade for systems that support Student Information System (SIS) and Data Warehouse. Current system is at end of life and will no longer supported by manufacturer (Refer to BID#19-058E Board approved 9-05-2018)	\$385,141 Project Status: Complete
Network Security/Capacity Upgrades	Additional capacity to support internet growth and security requirements.	\$357,193 Project Status: Complete
TOTAL ENCUMBRANCE/EXPENDITURES AS OF 03/31/19		\$ 9,515,049

Additionally, SMART investment projects are scheduled to achieve the following outcomes:

- Meet growing network bandwidth requirements and increase network reliability
- Improve network traffic management and reporting
- Enhance IT security and identity management systems
- Increase systems storage capacity
- Expand and refresh the District's virtualized server environment
- Extend and enhance core telecommunications routing and application systems

Below lists the Projects not yet started as of the 3rd Quarter ended 03/31/2019:

<u>Project</u>	<u>Description</u>	<u>SMART Projected Expenditures</u>
Server Blade Growth	Hardware to support centralized management tools for Local Area Network endpoints (Desktops/Laptops) Status: The ITB for this project has been Board Approved on 4/09/19. In an effort not to interrupt schools' processes; this implementation is planned to start and complete during Q1 of FY19/20 once board approved. (During Summer when schools are closed).	\$241,131
Network Security/Capacity Upgrades (Balance)	Additional capacity to support internet growth and security requirements. Status: IT is requesting that the balance of \$60,807.47 be reallocated to support the additional need for the two projects listed below: <ul style="list-style-type: none"> • Server Blade Growth (\$45,807.47) • Enterprise Back-up (\$15,000.00) 	(\$60,807)* * Since this amount is moved to the other two projects. The reduction is not included in the total below
Enterprise Back-up	Replace/upgrade back-up from OEM NETAPP to an enterprise solution Status: The ITB for this project has been Board Approved on 4/09/19. Implementation is planned to start during Q1 of FY19/20 once board approved. (During Summer when schools are closed).	\$315,000
UPS/Support for aging batteries	Replace UPS devices and computer batteries as needed. Status: Evaluation still in process to develop a priority timeline to Replace UPS devices and computer batteries based critical equipment (Example – Security devices). This project would start towards the end of Quarter 4 of FY18/19.	\$928,820
TOTAL PROJECTED EXPENDITURES		\$1,484,951

Section 2

Technology Charter SCHOOLS

Matthew Bradford, Interim Chief Information Officer

Bond Oversight Committee SMART Technology Quarterly Update Charter Schools

As of the Third Quarter of FY 2017 (month ended March 31, 2017) **all charter school technology projects were completed.** For more detailed information on the SMART Program charter school technology you can visit the Bond Oversight Committee website and review the FY17 Q3 report.

http://www.broward.k12.fl.us/boc/QuarterlyReports/FY17_Q3BOCReport.pdf



Section 3

Music & Art Equipment

Daniel Gohl, Chief Academic Officer

**Music Equipment - Applied Learning Department
Quarter Ending March 31, 2019**

From December 31, 2018 through March 31, 2019, an additional 1,672 pieces of equipment were delivered to schools increasing the total number of pieces delivered to 57,305. There are now only 2,369 instruments left to be delivered to schools which will bring the District to a total of 59,674 instruments or equipment provided to our students enhancing their musical experience for years to come.

The music instruments and music equipment have been placed into categories so that we can show you the quantity and dollar amounts of the music orders for each school. For a detailed list of the instruments and equipment, please follow this link:

http://www.broward.k12.fl.us/boc/QuarterlyReports/FY19_Q3MusicOrderDetail.pdf

**Music Equipment Deployment Status
For Quarter Ended March 31, 2019**

Status	Current Quarter (September 30 th)		Previous Quarter (June 30 th)	
	Number	Percent	Number	Percent
In Process	1	0.5%	1	0.5%
Ordering	-	0.0%	-	0.0%
Closing Out	5	2.3%	12	5.5%
Closed	186	85.3%	179	82.1%
No Program	26	11.9%	26	11.9%
Total	218	100.0%	218	100.0%



**Music Equipment Ordering Status
For Quarter Ended March 31, 2019**

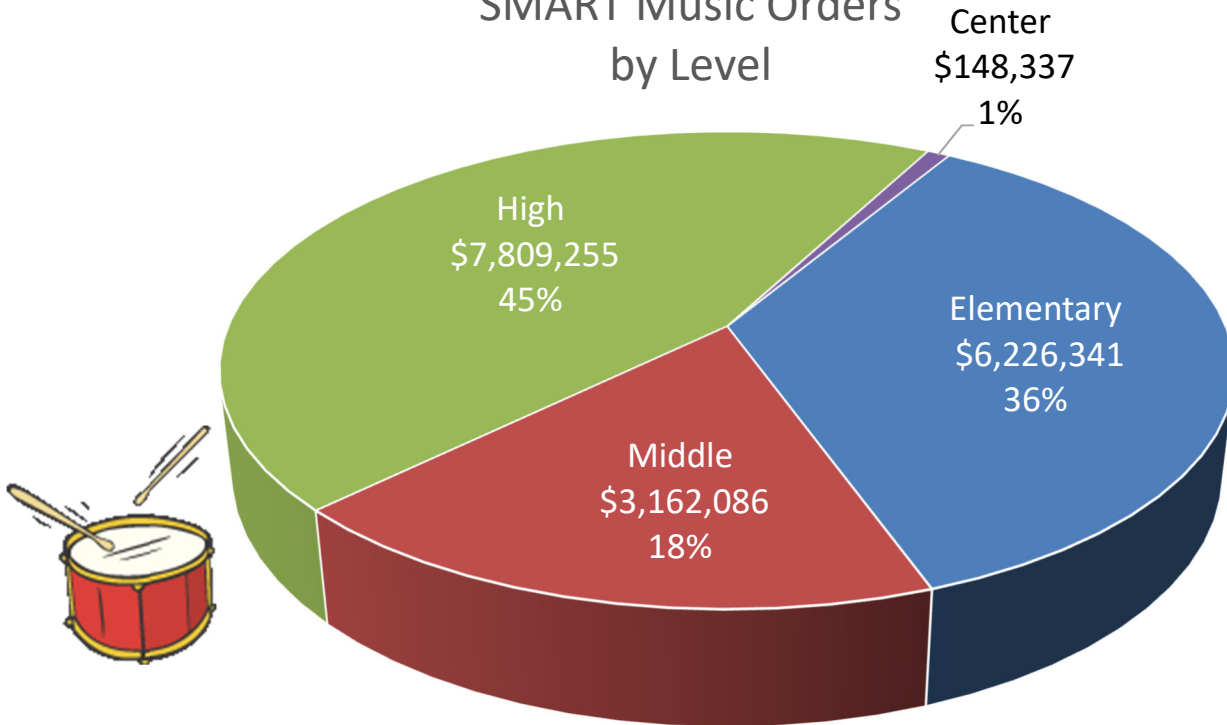
Status	Current Quarter (March 31 st)		Previous Quarter (December 31 st)	
	Quantity Ordered	Quantity Delivered	Quantity Ordered	Quantity Delivered
Elementary	46,597	45,142	46,538	43,757
Middle	3,902	3,771	3,902	3,769
High	8,586	7,900	8,164	7,615
Center	589	492	589	492
Total	59,674	57,305	59,193	55,633

Vendor	Amount	%
All County Music	\$10,782,013	62.2%
Cascio Music	3,228	0.0%
Enabling Devices	8,284	0.0%
JW Pepper of Atlanta	3,383	0.0%
Malmark Inc.	6,372	0.0%
Music Arts Enterprises	3,593,650	20.7%
Music Man Inc.	1,276,009	7.4%
Romeo Music	440,549	2.5%
School Specialty Inc.	63,231	0.4%
Summer Arts Sessions Int.	9,600	0.1%
Summerhays Music	11,964	0.1%
Vistapan Steel Instruments	5,036	0.0%
Wenger Corporation	1,142,700	6.6%
Total	\$17,346,019	100.0%

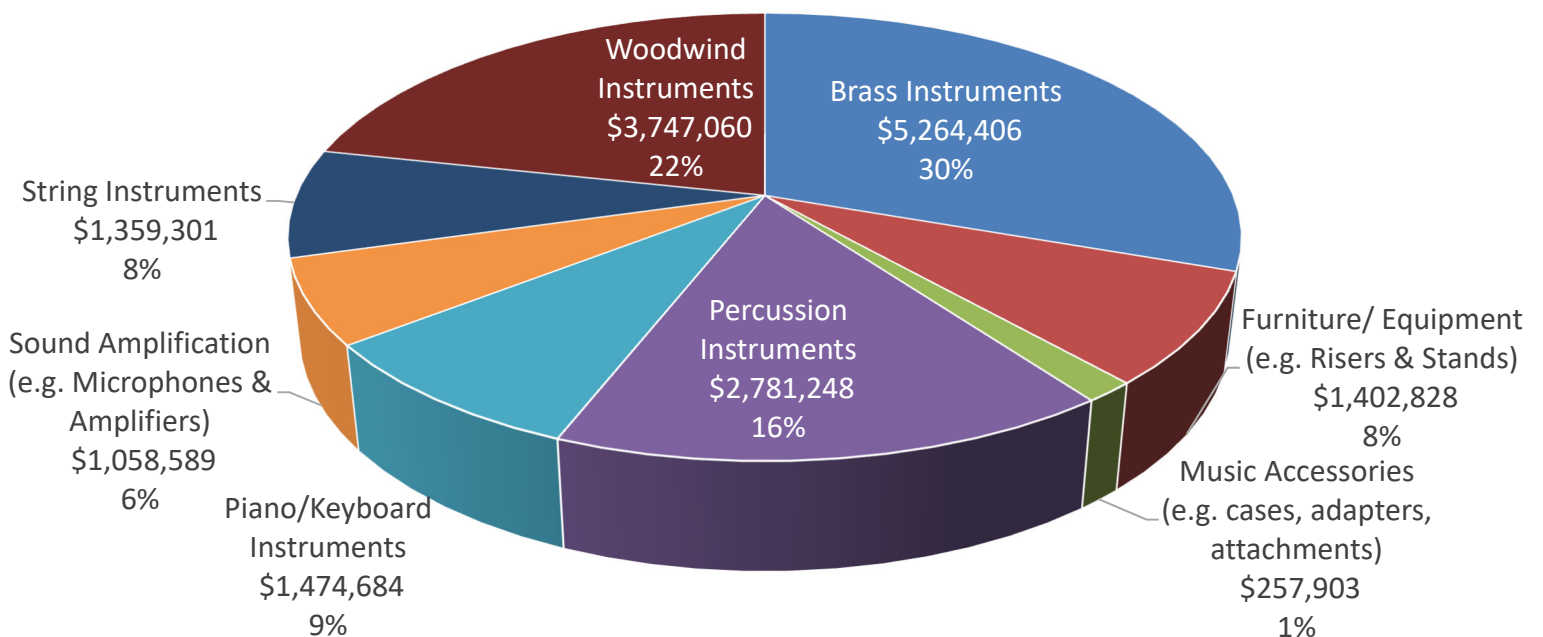


Total SMART Music Orders-to-Date \$17,346,019

SMART Music Orders
by Level



Smart Music Orders
by Instrument Categories



SMART Program Music Equipment Status

Location	Program Year	Status	Orders Processed	Quantity Ordered	Orders Delivered	Quantity Delivered
Anderson, Boyd H. High School	Year 4*	Closed	100.0%	284	100.0%	284
Apollo Middle School	Year 1	Closed	100.0%	146	97.9%	143
Atlantic West Elementary School	Year 2	Closed	95.0%	637	92.3%	588
Attucks Middle School	Year 5*	Closed	100.0%	109	100.0%	109
Bair Middle School	Year 1	Closed	100.0%	84	100.0%	84
Banyan Elementary School	Year 3	Closed	100.0%	769	99.3%	764
Bayview Elementary School	Year 1	Closed	96.6%	805	94.2%	758
Beachside Montessori Village	Year 5*	Closed	96.4%	207	80.7%	167
Bennett Elementary School	Year 1	Closing Out	99.7%	391	75.7%	296
Bethune, Mary M. Elementary School	Year 2	Closed	100.0%	149	100.0%	149
Boulevard Heights Elementary School	Year 4*	No Program	0.0%	-	0.0%	-
Bright Horizons Center	Year 2	No Program	0.0%	-	0.0%	-
Broadview Elementary School	Year 1	Closed	87.4%	335	99.7%	334
Broward Estates Elementary School	Year 1	No Program	0.0%	-	0.0%	-
Castle Hill Elementary School	Year 4*	Closed	99.0%	435	100.0%	435
Central Park Elementary School	Year 2	Closed	99.9%	325	100.0%	325
Challenger Elementary School	Year 4*	Closed	100.0%	891	96.4%	859
Chapel Trail Elementary School	Year 5*	Closed	96.8%	302	92.7%	280
Drew, Charles Family Resource Center	Year 3	No Program	0.0%	-	0.0%	-
Coconut Creek Elementary School	Year 2	Closed	99.9%	663	99.8%	662
Coconut Creek High School	Year 2	Closed	100.0%	323	85.8%	277
Coconut Palm Elementary School	Year 5*	Closed	99.8%	372	100.0%	372
Colbert Elementary School	Year 4*	Closed	100.0%	249	100.0%	249
Collins Elementary School	Year 3	No Program	0.0%	-	0.0%	-
Cooper City Elementary School	Year 2	Closed	91.4%	396	80.6%	319
Cooper City High School	Year 2	Closed	100.0%	166	100.0%	166
Coral Cove Elementary School	Year 5*	Closed	87.1%	351	88.3%	310
Coral Glades High School	Year 5*	Closed	100.0%	360	100.0%	360
Coral Park Elementary School	Year 2	Closed	100.0%	261	99.2%	259
Coral Springs Pre-K - 8	Year 5*	Closed	100.0%	699	95.4%	667
Coral Springs Middle School	Year 1	Closed	100.0%	33	100.0%	33
Coral Springs High School	Year 3	Closed	99.9%	88	100.0%	88
Country Hills Elementary School	Year 5*	Closed	90.8%	208	100.0%	208
Country Isles Elementary School	Year 5*	Closed	100.0%	386	99.7%	385
Cresthaven Elementary School	Year 1	Closed	100.0%	536	100.0%	536
Croissant Park Elementary School	Year 1	Closed	100.0%	330	98.2%	324
Cross Creek School	Year 2	Closed	100.0%	339	84.4%	286
Cypress Bay High School	Year 5*	Closed	100.0%	510	91.0%	464
Cypress Elementary School	Year 1	Closed	99.4%	390	99.7%	389
Cypress Run Education Center	Year 2	No Program	0.0%	-	0.0%	-
Dandy, William Middle School	Year 2	Closed	100.0%	130	100.0%	130
Dania Elementary School	Year 5*	Closed	100.0%	431	100.0%	431
Dave Thomas Education Center	Year 2	No Program	0.0%	-	0.0%	-
Dave Thomas Education Center-West	Year 2	Closed	100.0%	26	100.0%	26
Davie Elementary School	Year 2	Closed	100.0%	638	100.0%	638
Deerfield Beach Elementary School	Year 1	Closed	100.0%	238	100.0%	238
Deerfield Beach Middle School	Year 3	Closing Out	41.6%	89	59.6%	53
Deerfield Park Elementary School	Year 1	Closed	93.3%	326	100.0%	326
Dillard 6-12 School	Year 1	Closed	100.0%	184	100.0%	184
Dillard Elementary School	Year 1	Closing Out	94.4%	277	63.5%	176
Discovery Elementary School	Year 3	Closed	80.0%	252	85.3%	215

SMART Program Music Equipment Status

Location	Program Year	Status	Orders Processed	Quantity Ordered	Orders Delivered	Quantity Delivered
Dolphin Bay Elementary School	Year 5*	Closed	87.4%	656	99.7%	654
Drew, Charles Elementary School	Year 1	Closed	100.0%	128	66.4%	85
Driftwood Elementary School	Year 2	Closed	99.4%	290	99.7%	289
Driftwood Middle School	Year 1	Closed	100.0%	75	100.0%	75
Eagle Point Elementary School	Year 1	Closed	99.9%	270	99.6%	269
Eagle Ridge Elementary School	Year 5*	Closed	100.0%	613	94.0%	576
Ely, Blanche High School	Year 1	Closed	100.0%	164	100.0%	164
Embassy Creek Elementary School	Year 3	Closed	95.7%	254	100.0%	254
Endeavour Primary Learning Center	Year 4*	Closed	100.0%	729	97.0%	707
Everglades Elementary School	Year 5*	Closed	100.0%	340	100.0%	340
Everglades High School	Year 5*	Closed	100.0%	328	99.7%	327
Fairway Elementary School	Year 4*	Closed	99.1%	454	99.1%	450
Falcon Cove Middle School	Year 3	Closed	100.0%	38	100.0%	38
Flamingo Elementary School	Year 3	Closed	100.0%	383	99.7%	382
Flanagan, Charles W. High School	Year 4*	Closed	99.8%	210	100.0%	210
Floranada Elementary School	Year 3	Closed	91.2%	262	100.0%	262
Forest Hills Elementary School	Year 2	Closed	100.0%	365	99.2%	362
Fort Lauderdale High School	Year 1	Closed	100.0%	193	98.4%	190
Stephen Foster Elementary School	Year 1	Closed	98.9%	399	99.7%	398
Fox Trail Elementary School	Year 4*	Closed	100.0%	114	100.0%	114
Gator Run Elementary School	Year 3	Closed	93.1%	140	100.0%	140
Glades Middle School	Year 4*	Closed	100.0%	79	98.7%	78
Griffin Elementary School	Year 2	Closed	100.0%	588	100.0%	588
Gulfstream Early Learning Center of Excellence	Year 2	No Program	0.0%	-	0.0%	-
Gulfstream Academy of Hallandale Beach K-8 (Hallandale Adult & Community Center)	Year 2	No Program	0.0%	-	0.0%	-
Gulfstream Academy of Hallandale Beach K-8 (Hallandale Elementary School)	Year 4*	Closed	99.9%	99	99.0%	98
Hallandale High School	Year 4*	Closed	100.0%	272	100.0%	272
Harbordale Elementary School	Year 1	Closed	92.6%	105	100.0%	105
Hawkes Bluff Elementary School	Year 5*	Closed	99.9%	239	100.0%	239
Heron Heights Elementary School	Year 5*	Closed	79.6%	125	83.2%	104
Hollywood Central Elementary School	Year 3	Closed	100.0%	175	100.0%	175
Hollywood Hills Elementary School	Year 3	Closed	99.9%	229	100.0%	229
Hollywood Hills High School	Year 2	Closing Out	98.5%	223	65.5%	146
Hollywood Park Elementary School	Year 2	Closed	100.0%	219	100.0%	219
Horizon Elementary School	Year 3	Closed	99.9%	368	100.0%	368
Hunt, James S. Elementary School	Year 2	Closed	99.3%	435	100.0%	435
Indian Ridge Middle School	Year 2	Closed	100.0%	67	100.0%	67
Indian Trace Elementary School	Year 5*	Closed	100.0%	199	100.0%	199
King, Martin Luther (Dr. Martin Luther King, Jr. Montessori Academy)	Year 1	Closed	98.6%	407	100.0%	407
Lake Forest Elementary School	Year 4*	Closed	100.0%	610	98.4%	600
Lakeside Elementary School	Year 4*	Closed	100.0%	361	100.0%	361
Lanier-James Education Center	Year 2	No Program	0.0%	-	0.0%	-
Larkdale Elementary School	Year 4*	No Program	0.0%	-	0.0%	-
Lauderdale Lakes Middle School	Year 2	Closed	100.0%	633	100.0%	633
Lauderdale Manors Early Learning and Resource Center	Year 1	No Program	0.0%	-	0.0%	-
Lauderhill 6-12 School	Year 4*	In Process	22.4%	622	37.1%	231
Lauderhill-Paul Turner Elementary School	Year 4*	Closed	100.0%	202	100.0%	202
Liberty Elementary School	Year 4*	Closed	100.0%	383	98.2%	376

SMART Program Music Equipment Status

Location	Program Year	Status	Orders Processed	Quantity Ordered	Orders Delivered	Quantity Delivered
Lloyd Estates Elementary School	Year 3	Closed	100.0%	390	100.0%	390
Lyons Creek Middle School	Year 5*	Closed	99.9%	135	100.0%	135
Manatee Bay Elementary School	Year 2	Closed	100.0%	260	98.1%	255
Maplewood Elementary School	Year 4*	Closed	99.8%	238	100.0%	238
Margate Elementary School	Year 2	Closed	99.9%	485	97.9%	475
Margate Middle School	Year 3	Closed	99.9%	328	100.0%	328
Markham, C. Robert Elementary School	Year 1	No Program	0.0%	-	0.0%	-
McArthur High School	Year 2	Closed	100.0%	382	99.0%	378
McNab Elementary School	Year 1	Closed	99.8%	386	67.1%	259
McNicol Middle School	Year 4*	Closed	100.0%	3	100.0%	3
Meadowbrook Elementary School	Year 3	Closed	97.7%	307	100.0%	307
Millennium 6-12 Collegiate Academy	Year 4*	Closed	99.8%	113	100.0%	113
Miramar Elementary School	Year 4*	Closed	100.0%	224	100.0%	224
Miramar High School	Year 4*	Closed	98.1%	703	93.3%	656
Mirror Lake Elementary School	Year 3	Closed	100.0%	672	99.7%	670
Monarch High School	Year 1	Closed	100.0%	170	100.0%	170
Morrow Elementary School	Year 2	No Program	0.0%	-	0.0%	-
North Andrews Gardens Elementary School	Year 3	Closed	99.7%	126	99.2%	125
New Renaissance Middle School	Year 4*	Closed	100.0%	158	100.0%	158
New River Middle School	Year 2	Closed	100.0%	76	100.0%	76
Nob Hill Elementary School	Year 3	Closed	100.0%	197	99.5%	196
Norcrest Elementary School	Year 1	Closed	100.0%	788	99.9%	787
North Fork Elementary School	Year 1	Closed	86.8%	258	99.6%	257
North Lauderdale Elementary School	Year 2	Closed	100.0%	113	96.5%	109
North Side Elementary School	Year 1	Closed	99.3%	948	99.3%	941
Northeast High School	Year 3	Closed	99.9%	274	99.6%	273
Nova Blanche Forman Elementary School	Year 2	Closed	100.0%	355	100.0%	355
Nova Dwight D Eisenhower Elementary School	Year 2	No Program	0.0%	-	0.0%	-
Nova Middle School	Year 3	Closed	100.0%	68	100.0%	68
Nova High School	Year 2	Closed	98.7%	508	97.2%	494
Oakland Park Elementary School	Year 3	Closed	91.7%	1,738	95.2%	1,655
Oakridge Elementary School	Year 3	Closed	100.0%	184	100.0%	184
Orange Brook Elementary School	Year 2	Closed	100.0%	635	91.2%	579
Oriole Elementary School	Year 4*	No Program	0.0%	-	0.0%	-
Palm Cove Elementary School	Year 4*	Closed	99.5%	308	100.0%	308
Palmview Elementary School	Year 1	No Program	0.0%	-	0.0%	-
Panther Run Elementary School	Year 5*	Closed	100.0%	272	100.0%	272
Park Lakes Elementary School	Year 4*	Closed	99.8%	209	100.0%	209
Park Ridge Elementary School	Year 1	Closed	99.6%	304	100.0%	304
Park Springs Elementary School	Year 5*	Closed	80.7%	424	92.2%	391
Park Trails Elementary School	Year 5*	Closed	28.0%	425	61.9%	263
Parkside Elementary School	Year 5*	Closed	100.0%	137	98.5%	135
Parkway Middle School	Year 3	Closed	100.0%	50	74.0%	37
Pasadena Lakes Elementary School	Year 4*	No Program	0.0%	-	0.0%	-
Pembroke Lakes Elementary School	Year 4*	Closed	99.9%	250	100.0%	250
Pembroke Pines Elementary School	Year 2	Closed	100.0%	260	100.0%	260
Perry, Annabel C. Elementary School	Year 4*	Closed	100.0%	80	100.0%	80
Henry D. Perry Education Center	Year 5*	Closing Out	50.0%	26	100.0%	26
Peters Elementary School	Year 3	Closed	100.0%	388	100.0%	388
Pine Ridge Education Center	Year 2	No Program	0.0%	-	0.0%	-
Pines Lakes Elementary School	Year 4*	Closed	99.9%	245	98.4%	241

SMART Program Music Equipment Status

Location	Program Year	Status	Orders Processed	Quantity Ordered	Orders Delivered	Quantity Delivered
Pines Middle School	Year 3	Closed	100.0%	151	82.1%	124
Pinewood Elementary School	Year 2	Closed	100.0%	197	100.0%	197
Pioneer Middle School	Year 1	Closed	99.9%	59	100.0%	59
Piper High School	Year 3	Closed	100.0%	245	100.0%	245
Plantation Elementary School	Year 3	Closed	100.0%	415	99.8%	414
Plantation Middle School	Year 3	Closed	99.1%	129	100.0%	129
Plantation Park Elementary School	Year 3	Closed	99.6%	645	95.8%	618
Plantation High School	Year 3	Closed	100.0%	361	85.9%	310
Pompano Beach Elementary School	Year 1	Closed	99.3%	378	97.1%	367
Pompano Beach Middle School	Year 5*	No Program	0.0%	-	0.0%	-
Pompano Beach High School	Year 1	Closed	100.0%	784	100.0%	784
Quiet Waters Elementary School	Year 2	Closed	85.7%	606	98.7%	598
Ramblewood Elementary School	Year 4*	Closed	100.0%	348	99.7%	347
Ramblewood Middle School	Year 3	Closed	100.0%	34	100.0%	34
Riverglades Elementary School	Year 5*	Closed	100.0%	437	99.8%	436
Riverland Elementary School	Year 1	Closed	99.8%	1,217	99.9%	1,216
Riverside Elementary School	Year 4*	Closed	100.0%	217	100.0%	217
Rock Island Elementary School	Year 1	No Program	0.0%	-	0.0%	-
Royal Palm Elementary School	Year 4*	Closed	96.8%	259	99.2%	257
Sanders Park Elementary School	Year 1	Closed	100.0%	37	94.6%	35
Sandpiper Elementary School	Year 3	Closed	98.9%	266	99.6%	265
Sawgrass Elementary School	Year 3	Closed	100.0%	282	100.0%	282
Sawgrass Springs Middle School	Year 2	Closed	100.0%	135	100.0%	135
Sea Castle Elementary School	Year 4*	Closed	99.4%	134	100.0%	134
Seagull Alternative High School	Year 2	No Program	0.0%	-	0.0%	-
Seminole Middle School	Year 1	Closed	100.0%	57	100.0%	57
Sheridan Hills Elementary School	Year 2	Closed	100.0%	369	100.0%	369
Sheridan Park Elementary School	Year 2	Closed	100.0%	424	96.9%	411
Silver Lakes Elementary School	Year 5*	Closed	98.8%	635	96.2%	611
Silver Lakes Middle School	Year 5*	Closed	99.9%	122	100.0%	122
Silver Palms Elementary School	Year 4*	Closed	100.0%	202	100.0%	202
Silver Ridge Elementary School	Year 3	Closed	100.0%	367	98.9%	363
Silver Shores Elementary School	Year 5*	Closed	99.9%	155	100.0%	155
Silver Trail Middle School	Year 3	Closed	100.0%	83	100.0%	83
South Plantation High School	Year 3	Closed	100.0%	202	100.0%	202
Stirling Elementary School	Year 2	Closed	100.0%	505	100.0%	505
Stoneman Douglas High School	Year 5*	Closed	100.0%	239	100.0%	239
Stranahan High School	Year 3	Closed	93.7%	271	100.0%	271
Sunland Park Academy	Year 1	Closed	100.0%	536	99.6%	534
Sunrise Middle School	Year 1	Closed	100.0%	56	100.0%	56
Sunset Lakes Elementary School	Year 5*	Closed	100.0%	228	100.0%	228
Sunshine Elementary School	Year 4*	Closed	100.0%	440	91.8%	404
Tamarac Elementary School	Year 4*	Closed	100.0%	362	100.0%	362
Taravella, J.P. High School	Year 4*	Closed	100.0%	125	100.0%	125
Tedder Elementary School	Year 1	Closed	100.0%	407	99.5%	405
Tequesta Trace Middle School	Year 2	Closed	100.0%	161	93.2%	150
The Quest Center	Year 2	Closed	96.7%	546	82.2%	449
Thurgood Marshall Elementary School	Year 1	No Program	0.0%	-	0.0%	-
Tradewinds Elementary School	Year 5*	Closed	103.8%	447	98.2%	439
Tropical Elementary School	Year 3	Closed	100.0%	175	100.0%	175
Village Elementary School	Year 3	Closed	50.4%	188	99.5%	187

SMART Program Music Equipment Status

Location	Program Year	Status	Orders Processed	Quantity Ordered	Orders Delivered	Quantity Delivered
Walker Elementary School	Year 1	Closed	100.0%	86	67.4%	58
Watkins Elementary School	Year 4*	No Program	0.0%	-	0.0%	-
Welleby Elementary School	Year 3	Closed	99.7%	260	99.6%	259
West Broward High School	Year 5*	Closed	100.0%	238	100.0%	238
West Hollywood Elementary School	Year 2	Closed	100.0%	173	100.0%	173
Westchester Elementary School	Year 5*	Closed	99.9%	105	100.0%	105
Western High School	Year 3	Closed	99.6%	157	96.8%	152
Westglades Middle School	Year 2	Closed	100.0%	56	100.0%	56
Westpine Middle School	Year 2	Closed	100.0%	87	100.0%	87
Westwood Heights Elementary School	Year 1	Closed	100.0%	313	95.2%	298
Whiddon-Rogers Education Center	Year 2	Closed	100.0%	17	100.0%	17
Whispering Pines Education Center	Year 3	No Program	0.0%	-	0.0%	-
Wilton Manors Elementary School	Year 1	Closed	94.2%	432	99.5%	430
Wingate Oaks Center	Year 2	No Program	0.0%	-	0.0%	-
Winston Park Elementary School	Year 4*	Closed	100.0%	158	100.0%	158
Young, Virginia Shuman Elementary School	Year 1	Closed	100.0%	64	87.5%	56
Young, Walter C. Middle School	Year 1	Closed	100.0%	125	100.0%	125

*SBBC Board Item FF-1 on 1/18/2017 accelerated SMART music program Years 4 & 5 to Year 3

**SBBC Board Item FF-1 on 1/18/2017 allocated the \$300K SMART music reserve

LEGEND FOR STATUS REPORT	
STATUS CODES	EXPLANTATION
Not Started	Project has not started
No Program	School currently dose not have music program
In Process	Process of getting quotes from vendors or requisition in queue
On Hold	School are on hold due to special request or circumstance
Ordering	In process of ordering - some funds but not all has been spent
Closing Out	School have substantially completed the order phase. Delivery monitored.
Closed	Project complete. No more orders will be initiated

Section 3: Music Equipment by Category

Anderson, Boyd H. High School	Qty	Amount
Brass Instruments	94	\$138,896.39
Furniture/Equipment (Risers, Stands, etc.)	21	\$26,679.00
Music Accessories (cases, adapters, attachments, etc.)	3	\$9,231.00
Percussion Instruments	27	\$16,910.16
String Instruments	33	\$15,952.00
Woodwind Instruments	106	\$92,301.35
School Totals:	284	\$299,969.90

Apollo Middle School	Qty	Amount
Brass Instruments	28	\$28,743.90
Furniture/Equipment (Risers, Stands, etc.)	6	\$503.88
Music Accessories (cases, adapters, attachments, etc.)	3	\$179.30
Percussion Instruments	69	\$30,894.78
Piano/Keyboard Instruments	3	\$2,194.98
Sound Amplification (Microphones, Amplifiers, etc)	7	\$2,999.93
String Instruments	2	\$2,895.00
Woodwind Instruments	28	\$31,581.01
School Totals:	146	\$99,992.78

Atlantic West Elementary School	Qty	Amount
Furniture/Equipment (Risers, Stands, etc.)	25	\$6,009.90
Music Accessories (cases, adapters, attachments, etc.)	1	\$277.50
Percussion Instruments	78	\$4,618.45
Piano/Keyboard Instruments	3	\$32,216.00
String Instruments	28	\$1,871.74
Woodwind Instruments	502	\$2,509.36
School Totals:	637	\$47,502.95

Attucks Middle School	Qty	Amount
Brass Instruments	49	\$57,892.41
Furniture/Equipment (Risers, Stands, etc.)	1	\$106.40
Percussion Instruments	4	\$4,185.80
Woodwind Instruments	55	\$37,785.27
School Totals:	109	\$99,969.88

Bair Middle School	Qty	Amount
Brass Instruments	31	\$54,701.34
Furniture/Equipment (Risers, Stands, etc.)	1	\$115.50
Music Accessories (cases, adapters, attachments, etc.)	15	\$798.46
Percussion Instruments	13	\$6,617.31
Woodwind Instruments	24	\$37,764.41
School Totals:	84	\$99,997.02

Banyan Elementary School	Qty	Amount
Brass Instruments	4	\$845.25
Furniture/Equipment (Risers, Stands, etc.)	26	\$9,643.83
Music Accessories (cases, adapters, attachments, etc.)	30	\$721.95
Percussion Instruments	495	\$16,700.92

Banyan Elementary School	Qty	Amount
Piano/Keyboard Instruments	16	\$3,740.40
Sound Amplification (Microphones, Amplifiers, etc)	1	\$6,278.01
String Instruments	11	\$8,839.25
Woodwind Instruments	186	\$3,228.14
School Totals:	769	\$49,997.75

Bayview Elementary School	Qty	Amount
Furniture/Equipment (Risers, Stands, etc.)	46	\$7,152.54
Music Accessories (cases, adapters, attachments, etc.)	66	\$9,752.77
Percussion Instruments	223	\$19,077.92
Sound Amplification (Microphones, Amplifiers, etc)	5	\$2,065.99
String Instruments	4	\$5,035.53
Woodwind Instruments	461	\$5,228.92
School Totals:	805	\$48,313.67

Beachside Montessori Village	Qty	Amount
Brass Instruments	33	\$38,271.37
Furniture/Equipment (Risers, Stands, etc.)	15	\$7,473.71
Music Accessories (cases, adapters, attachments, etc.)	26	\$2,976.48
Percussion Instruments	55	\$5,600.92
Sound Amplification (Microphones, Amplifiers, etc)	33	\$13,320.87
Woodwind Instruments	45	\$28,769.65
School Totals:	207	\$96,413.00

Bennett Elementary School	Qty	Amount
Furniture/Equipment (Risers, Stands, etc.)	4	\$4,573.35
Music Accessories (cases, adapters, attachments, etc.)	2	\$88.18
Percussion Instruments	141	\$12,821.08
Piano/Keyboard Instruments	30	\$16,483.50
Sound Amplification (Microphones, Amplifiers, etc)	2	\$975.00
String Instruments	112	\$14,426.74
Woodwind Instruments	100	\$479.00
School Totals:	391	\$49,846.85

Bethune, Mary M. Elementary School	Qty	Amount
Brass Instruments	54	\$24,505.80
Furniture/Equipment (Risers, Stands, etc.)	1	\$106.40
Percussion Instruments	1	\$403.20
String Instruments	58	\$2,126.12
Woodwind Instruments	35	\$22,857.14
School Totals:	149	\$49,998.66

Broadview Elementary School	Qty	Amount
Brass Instruments	4	\$2,322.00
Furniture/Equipment (Risers, Stands, etc.)	57	\$18,371.50
Music Accessories (cases, adapters, attachments, etc.)	2	\$28.28
Percussion Instruments	127	\$16,547.58

Section 3: Music Equipment by Category

Broadview Elementary School	Qty	Amount
Piano/Keyboard Instruments	1	\$599.99
Sound Amplification (Microphones, Amplifiers, etc)	3	\$975.00
String Instruments	4	\$3,925.81
Woodwind Instruments	137	\$905.63
School Totals:	335	\$43,675.79

Castle Hill Elementary School	Qty	Amount
Brass Instruments	16	\$3,685.48
Furniture/Equipment (Risers, Stands, etc.)	30	\$3,457.80
Music Accessories (cases, adapters, attachments, etc.)	10	\$252.76
Percussion Instruments	304	\$27,167.06
Sound Amplification (Microphones, Amplifiers, etc)	6	\$1,448.55
String Instruments	34	\$11,880.58
Woodwind Instruments	35	\$1,622.15
School Totals:	435	\$49,514.38

Central Park Elementary School	Qty	Amount
Brass Instruments	3	\$1,741.50
Furniture/Equipment (Risers, Stands, etc.)	13	\$3,682.08
Music Accessories (cases, adapters, attachments, etc.)	4	\$54.88
Percussion Instruments	84	\$9,841.12
Piano/Keyboard Instruments	2	\$25,344.45
Sound Amplification (Microphones, Amplifiers, etc)	1	\$0.00
Woodwind Instruments	218	\$3,018.43
School Totals:	325	\$43,682.46

Challenger Elementary School	Qty	Amount
Brass Instruments	11	\$3,868.08
Furniture/Equipment (Risers, Stands, etc.)	49	\$4,561.31
Percussion Instruments	253	\$11,365.47
Piano/Keyboard Instruments	1	\$599.99
Sound Amplification (Microphones, Amplifiers, etc)	2	\$12,556.02
String Instruments	71	\$13,205.72
Woodwind Instruments	504	\$3,842.96
School Totals:	891	\$49,999.55

Chapel Trail Elementary School	Qty	Amount
Brass Instruments	7	\$885.47
Furniture/Equipment (Risers, Stands, etc.)	25	\$1,074.67
Percussion Instruments	220	\$11,482.63
Piano/Keyboard Instruments	5	\$26,413.78
Sound Amplification (Microphones, Amplifiers, etc)	4	\$1,950.00
String Instruments	30	\$5,192.54
Woodwind Instruments	11	\$1,416.86
School Totals:	302	\$48,415.95

Coconut Creek Elementary School	Qty	Amount
Brass Instruments	4	\$2,691.00

Coconut Creek Elementary School	Qty	Amount
Furniture/Equipment (Risers, Stands, etc.)	44	\$2,324.14
Percussion Instruments	501	\$19,474.15
Sound Amplification (Microphones, Amplifiers, etc)	22	\$8,420.49
String Instruments	48	\$15,537.61
Woodwind Instruments	44	\$1,499.59
School Totals:	663	\$49,946.98

Coconut Creek High School	Qty	Amount
Brass Instruments	59	\$134,492.90
Furniture/Equipment (Risers, Stands, etc.)	84	\$5,558.30
Music Accessories (cases, adapters, attachments, etc.)	49	\$2,591.78
Percussion Instruments	48	\$35,022.50
Sound Amplification (Microphones, Amplifiers, etc)	8	\$2,099.92
String Instruments	15	\$8,904.98
Woodwind Instruments	60	\$111,324.44
School Totals:	323	\$299,994.82

Coconut Palm Elementary School	Qty	Amount
Brass Instruments	18	\$2,003.68
Furniture/Equipment (Risers, Stands, etc.)	67	\$11,456.38
Music Accessories (cases, adapters, attachments, etc.)	54	\$5,933.96
Percussion Instruments	85	\$4,693.78
Piano/Keyboard Instruments	2	\$809.39
Sound Amplification (Microphones, Amplifiers, etc)	34	\$14,580.84
String Instruments	56	\$9,853.76
Woodwind Instruments	56	\$583.44
School Totals:	372	\$49,915.23

Colbert Elementary School	Qty	Amount
Brass Instruments	4	\$2,691.00
Furniture/Equipment (Risers, Stands, etc.)	51	\$9,654.54
Music Accessories (cases, adapters, attachments, etc.)	2	\$28.28
Percussion Instruments	109	\$10,763.94
Sound Amplification (Microphones, Amplifiers, etc)	2	\$699.98
String Instruments	69	\$25,042.64
Woodwind Instruments	12	\$1,118.92
School Totals:	249	\$49,999.30

Cooper City Elementary School	Qty	Amount
Brass Instruments	4	\$2,691.00
Furniture/Equipment (Risers, Stands, etc.)	139	\$8,004.59
Music Accessories (cases, adapters, attachments, etc.)	1	\$28.50
Percussion Instruments	170	\$11,352.50
Piano/Keyboard Instruments	1	\$599.99
Sound Amplification (Microphones, Amplifiers, etc)	3	\$13,056.01
String Instruments	44	\$8,009.60

Section 3: Music Equipment by Category

Cooper City Elementary School	Qty	Amount
Woodwind Instruments	34	\$1,952.70
School Totals:	396	\$45,694.89

Cooper City High School	Qty	Amount
Brass Instruments	58	\$155,932.22
Music Accessories (cases, adapters, attachments, etc.)	3	\$215.95
Percussion Instruments	49	\$34,415.69
Woodwind Instruments	56	\$109,431.69
School Totals:	166	\$299,995.55

Coral Cove Elementary School	Qty	Amount
Brass Instruments	14	\$3,111.50
Furniture/Equipment (Risers, Stands, etc.)	26	\$4,917.00
Percussion Instruments	201	\$6,127.95
Piano/Keyboard Instruments	10	\$5,999.90
Sound Amplification (Microphones, Amplifiers, etc)	3	\$7,277.99
String Instruments	89	\$15,780.39
Woodwind Instruments	8	\$327.92
School Totals:	351	\$43,542.65

Coral Glades High School	Qty	Amount
Brass Instruments	17	\$63,563.57
Furniture/Equipment (Risers, Stands, etc.)	276	\$67,729.92
Music Accessories (cases, adapters, attachments, etc.)	25	\$6,564.60
Percussion Instruments	10	\$7,858.24
Piano/Keyboard Instruments	2	\$81,583.06
Sound Amplification (Microphones, Amplifiers, etc)	1	\$899.99
String Instruments	4	\$11,440.80
Woodwind Instruments	25	\$60,359.07
School Totals:	360	\$299,999.25

Coral Park Elementary School	Qty	Amount
Brass Instruments	30	\$7,332.00
Furniture/Equipment (Risers, Stands, etc.)	60	\$12,861.45
Music Accessories (cases, adapters, attachments, etc.)	1	\$28.50
Percussion Instruments	160	\$16,521.87
Piano/Keyboard Instruments	1	\$549.45
Sound Amplification (Microphones, Amplifiers, etc)	2	\$6,778.00
String Instruments	6	\$5,392.99
Woodwind Instruments	1	\$535.50
School Totals:	261	\$49,999.76

Coral Springs Pre-K - 8	Qty	Amount
Brass Instruments	35	\$6,247.50
Furniture/Equipment (Risers, Stands, etc.)	79	\$6,200.54
Music Accessories (cases, adapters, attachments, etc.)	35	\$1,543.15
Percussion Instruments	357	\$11,257.03
Piano/Keyboard Instruments	35	\$7,329.00
String Instruments	53	\$14,817.44

Coral Springs Pre-K - 8	Qty	Amount
Woodwind Instruments	105	\$2,592.45
School Totals:	699	\$49,987.11

Coral Springs High School	Qty	Amount
Brass Instruments	22	\$52,499.50
Furniture/Equipment (Risers, Stands, etc.)	15	\$12,339.06
Percussion Instruments	5	\$2,513.10
Piano/Keyboard Instruments	11	\$8,009.89
Woodwind Instruments	35	\$89,531.85
School Totals:	88	\$164,893.40

Coral Springs Middle School	Qty	Amount
Brass Instruments	13	\$50,864.40
Music Accessories (cases, adapters, attachments, etc.)	1	\$858.85
Percussion Instruments	7	\$7,559.55
Woodwind Instruments	12	\$40,716.73
School Totals:	33	\$99,999.53

Country Hills Elementary School	Qty	Amount
Brass Instruments	2	\$1,161.00
Furniture/Equipment (Risers, Stands, etc.)	152	\$27,796.00
Percussion Instruments	13	\$4,025.22
String Instruments	36	\$12,040.80
Woodwind Instruments	5	\$386.45
School Totals:	208	\$45,409.47

Country Isles Elementary School	Qty	Amount
Brass Instruments	5	\$2,227.02
Furniture/Equipment (Risers, Stands, etc.)	33	\$7,841.62
Music Accessories (cases, adapters, attachments, etc.)	3	\$101.48
Percussion Instruments	178	\$12,093.81
Piano/Keyboard Instruments	19	\$4,368.60
Sound Amplification (Microphones, Amplifiers, etc)	3	\$7,127.99
String Instruments	48	\$13,720.03
Woodwind Instruments	97	\$2,518.57
School Totals:	386	\$49,999.12

Cresthaven Elementary School	Qty	Amount
Brass Instruments	4	\$2,691.00
Furniture/Equipment (Risers, Stands, etc.)	31	\$6,546.39
Percussion Instruments	313	\$16,327.22
Piano/Keyboard Instruments	1	\$599.99
Sound Amplification (Microphones, Amplifiers, etc)	1	\$6,278.01
String Instruments	19	\$11,013.60
Woodwind Instruments	167	\$6,542.03
School Totals:	536	\$49,998.24

Croissant Park Elementary School	Qty	Amount
Furniture/Equipment (Risers, Stands, etc.)	42	\$10,291.67
Music Accessories (cases, adapters, attachments, etc.)	41	\$1,592.44

Section 3: Music Equipment by Category

Croissant Park Elementary School	Qty	Amount
Percussion Instruments	58	\$11,316.41
Piano/Keyboard Instruments	2	\$7,421.00
Sound Amplification (Microphones, Amplifiers, etc)	12	\$7,790.79
String Instruments	46	\$9,721.25
Woodwind Instruments	129	\$1,863.23
School Totals:	330	\$49,996.79

Cross Creek School	Qty	Amount
Brass Instruments	13	\$1,820.00
Music Accessories (cases, adapters, attachments, etc.)	25	\$546.53
Percussion Instruments	95	\$9,577.02
Piano/Keyboard Instruments	51	\$19,263.00
Sound Amplification (Microphones, Amplifiers, etc)	1	\$6,278.01
String Instruments	32	\$8,266.80
Woodwind Instruments	122	\$4,248.36
School Totals:	339	\$49,999.72

Cypress Bay High School	Qty	Amount
Brass Instruments	16	\$66,921.64
Furniture/Equipment (Risers, Stands, etc.)	217	\$32,311.85
Music Accessories (cases, adapters, attachments, etc.)	106	\$9,416.58
Percussion Instruments	16	\$26,835.36
Piano/Keyboard Instruments	38	\$117,865.00
String Instruments	106	\$9,880.80
Woodwind Instruments	11	\$36,758.84
School Totals:	510	\$299,990.07

Cypress Elementary School	Qty	Amount
Brass Instruments	4	\$1,831.02
Furniture/Equipment (Risers, Stands, etc.)	12	\$2,676.10
Music Accessories (cases, adapters, attachments, etc.)	3	\$116.62
Percussion Instruments	200	\$15,578.06
Piano/Keyboard Instruments	4	\$14,742.10
Sound Amplification (Microphones, Amplifiers, etc)	1	\$375.00
String Instruments	28	\$11,664.69
Woodwind Instruments	138	\$2,723.01
School Totals:	390	\$49,706.60

Dandy, William Middle School	Qty	Amount
Brass Instruments	25	\$41,010.28
Furniture/Equipment (Risers, Stands, etc.)	11	\$1,273.15
Music Accessories (cases, adapters, attachments, etc.)	12	\$494.84
Percussion Instruments	26	\$16,107.23
Piano/Keyboard Instruments	2	\$1,199.98
Sound Amplification (Microphones, Amplifiers, etc)	6	\$2,359.94
String Instruments	1	\$349.99
Woodwind Instruments	47	\$37,200.93
School Totals:	130	\$99,996.34

Dania Elementary School	Qty	Amount
Brass Instruments	2	\$258.49
Furniture/Equipment (Risers, Stands, etc.)	56	\$12,030.26
Music Accessories (cases, adapters, attachments, etc.)	3	\$238.65
Percussion Instruments	250	\$15,475.12
Piano/Keyboard Instruments	8	\$1,675.20
Sound Amplification (Microphones, Amplifiers, etc)	1	\$375.00
String Instruments	108	\$19,620.53
Woodwind Instruments	3	\$326.72
School Totals:	431	\$49,999.97

Dave Thomas Education Center-West	Qty	Amount
Sound Amplification (Microphones, Amplifiers, etc)	26	\$50,000.00
School Totals:	26	\$50,000.00

Davie Elementary School	Qty	Amount
Furniture/Equipment (Risers, Stands, etc.)	77	\$4,697.31
Music Accessories (cases, adapters, attachments, etc.)	5	\$70.70
Percussion Instruments	306	\$19,231.10
Piano/Keyboard Instruments	1	\$24,795.00
Woodwind Instruments	249	\$1,192.71
School Totals:	638	\$49,986.82

Deerfield Beach Elementary School	Qty	Amount
Furniture/Equipment (Risers, Stands, etc.)	61	\$3,253.29
Percussion Instruments	101	\$14,459.51
Piano/Keyboard Instruments	1	\$24,795.00
Sound Amplification (Microphones, Amplifiers, etc)	7	\$6,325.11
Woodwind Instruments	68	\$1,167.08
School Totals:	238	\$49,999.99

Deerfield Beach Middle School	Qty	Amount
Brass Instruments	21	\$2,984.00
Music Accessories (cases, adapters, attachments, etc.)	7	\$306.50
Percussion Instruments	12	\$2,335.00
Piano/Keyboard Instruments	1	\$1,440.00
Woodwind Instruments	48	\$5,404.50
School Totals:	89	\$12,470.00

Deerfield Park Elementary School	Qty	Amount
Brass Instruments	12	\$3,568.00
Furniture/Equipment (Risers, Stands, etc.)	29	\$9,426.10
Music Accessories (cases, adapters, attachments, etc.)	17	\$1,164.03
Percussion Instruments	120	\$14,962.33
Piano/Keyboard Instruments	8	\$4,395.60
Sound Amplification (Microphones, Amplifiers, etc)	2	\$949.99
String Instruments	35	\$10,496.20
Woodwind Instruments	103	\$1,671.50
School Totals:	326	\$46,633.75

Section 3: Music Equipment by Category

Dillard 6-12 School	Qty	Amount
Brass Instruments	59	\$159,890.66
Music Accessories (cases, adapters, attachments, etc.)	53	\$4,539.06
Percussion Instruments	24	\$15,678.40
Piano/Keyboard Instruments	2	\$3,731.19
Sound Amplification (Microphones, Amplifiers, etc)	5	\$5,167.97
Woodwind Instruments	41	\$110,992.03
School Totals:	184	\$299,999.31

Dillard Elementary School	Qty	Amount
Furniture/Equipment (Risers, Stands, etc.)	78	\$6,821.02
Music Accessories (cases, adapters, attachments, etc.)	27	\$916.49
Percussion Instruments	134	\$22,600.29
Piano/Keyboard Instruments	2	\$7,421.59
Sound Amplification (Microphones, Amplifiers, etc)	5	\$8,203.00
String Instruments	31	\$1,229.65
School Totals:	277	\$47,192.04

Discovery Elementary School	Qty	Amount
Brass Instruments	5	\$842.52
Furniture/Equipment (Risers, Stands, etc.)	81	\$10,830.28
Music Accessories (cases, adapters, attachments, etc.)	23	\$3,732.00
Percussion Instruments	49	\$2,348.38
Piano/Keyboard Instruments	1	\$0.00
Sound Amplification (Microphones, Amplifiers, etc)	29	\$11,421.00
String Instruments	64	\$10,828.72
School Totals:	252	\$40,002.90

Dolphin Bay Elementary School	Qty	Amount
Brass Instruments	28	\$4,998.00
Furniture/Equipment (Risers, Stands, etc.)	16	\$3,334.30
Music Accessories (cases, adapters, attachments, etc.)	20	\$782.00
Percussion Instruments	180	\$6,341.30
Piano/Keyboard Instruments	4	\$837.60
Sound Amplification (Microphones, Amplifiers, etc)	8	\$8,727.99
String Instruments	95	\$16,327.53
Woodwind Instruments	305	\$2,369.45
School Totals:	656	\$43,718.17

Drew, Charles Elementary School	Qty	Amount
Furniture/Equipment (Risers, Stands, etc.)	92	\$5,872.59
Percussion Instruments	17	\$1,648.78
Piano/Keyboard Instruments	3	\$25,994.98
Sound Amplification (Microphones, Amplifiers, etc)	6	\$14,306.00
String Instruments	6	\$1,775.82
Woodwind Instruments	4	\$401.21
School Totals:	128	\$49,999.38

Driftwood Elementary School	Qty	Amount
Brass Instruments	11	\$4,929.00
Furniture/Equipment (Risers, Stands, etc.)	53	\$5,999.97
Percussion Instruments	146	\$17,089.05
Sound Amplification (Microphones, Amplifiers, etc)	3	\$7,127.99
String Instruments	42	\$12,781.72
Woodwind Instruments	35	\$1,757.68
School Totals:	290	\$49,685.41

Driftwood Middle School	Qty	Amount
Brass Instruments	35	\$52,127.27
Music Accessories (cases, adapters, attachments, etc.)	1	\$373.30
Percussion Instruments	3	\$6,156.20
Woodwind Instruments	36	\$41,343.09
School Totals:	75	\$99,999.86

Eagle Point Elementary School	Qty	Amount
Brass Instruments	4	\$1,831.02
Furniture/Equipment (Risers, Stands, etc.)	123	\$13,462.67
Music Accessories (cases, adapters, attachments, etc.)	3	\$116.68
Percussion Instruments	46	\$3,593.30
Piano/Keyboard Instruments	25	\$5,235.00
Sound Amplification (Microphones, Amplifiers, etc)	4	\$7,727.99
String Instruments	65	\$17,984.94
School Totals:	270	\$49,951.60

Eagle Ridge Elementary School	Qty	Amount
Brass Instruments	32	\$3,560.70
Furniture/Equipment (Risers, Stands, etc.)	5	\$3,184.40
Music Accessories (cases, adapters, attachments, etc.)	1	\$28.50
Percussion Instruments	229	\$14,651.62
Piano/Keyboard Instruments	1	\$6,821.60
Sound Amplification (Microphones, Amplifiers, etc)	1	\$6,278.01
String Instruments	65	\$9,911.88
Woodwind Instruments	279	\$5,561.49
School Totals:	613	\$49,998.20

Ely, Blanche High School	Qty	Amount
Brass Instruments	57	\$137,508.98
Furniture/Equipment (Risers, Stands, etc.)	29	\$22,947.01
Music Accessories (cases, adapters, attachments, etc.)	1	\$5,302.85
Percussion Instruments	9	\$9,286.83
Sound Amplification (Microphones, Amplifiers, etc)	4	\$2,450.00
String Instruments	3	\$4,350.00
Woodwind Instruments	61	\$118,124.11
School Totals:	164	\$299,969.78

Embassy Creek Elementary School	Qty	Amount
Brass Instruments	7	\$4,617.00

Section 3: Music Equipment by Category

Embassy Creek Elementary School	Qty	Amount
Furniture/Equipment (Risers, Stands, etc.)	19	\$2,774.33
Percussion Instruments	216	\$26,274.22
Piano/Keyboard Instruments	2	\$758.85
Sound Amplification (Microphones, Amplifiers, etc)	2	\$750.00
String Instruments	8	\$12,675.00
School Totals:	254	\$47,849.40

Endeavour Primary Learning Center	Qty	Amount
Furniture/Equipment (Risers, Stands, etc.)	49	\$10,161.36
Music Accessories (cases, adapters, attachments, etc.)	7	\$301.30
Percussion Instruments	315	\$13,605.95
Sound Amplification (Microphones, Amplifiers, etc)	17	\$15,434.50
String Instruments	37	\$8,979.14
Woodwind Instruments	304	\$1,516.96
School Totals:	729	\$49,999.21

Everglades Elementary School	Qty	Amount
Brass Instruments	47	\$10,034.25
Furniture/Equipment (Risers, Stands, etc.)	43	\$11,264.25
Music Accessories (cases, adapters, attachments, etc.)	4	\$160.77
Percussion Instruments	183	\$11,408.19
Sound Amplification (Microphones, Amplifiers, etc)	1	\$6,278.01
String Instruments	27	\$10,395.00
Woodwind Instruments	35	\$454.81
School Totals:	340	\$49,995.28

Everglades High School	Qty	Amount
Brass Instruments	38	\$102,974.23
Furniture/Equipment (Risers, Stands, etc.)	95	\$48,858.07
Music Accessories (cases, adapters, attachments, etc.)	66	\$32,527.58
Percussion Instruments	42	\$32,857.05
Piano/Keyboard Instruments	8	\$6,296.04
Sound Amplification (Microphones, Amplifiers, etc)	43	\$26,258.99
String Instruments	6	\$7,264.18
Woodwind Instruments	30	\$42,963.66
School Totals:	328	\$299,999.80

Fairway Elementary School	Qty	Amount
Brass Instruments	11	\$2,606.10
Furniture/Equipment (Risers, Stands, etc.)	79	\$5,838.54
Music Accessories (cases, adapters, attachments, etc.)	8	\$119.06
Percussion Instruments	230	\$14,249.75
Piano/Keyboard Instruments	16	\$3,690.45
Sound Amplification (Microphones, Amplifiers, etc)	4	\$1,449.98
String Instruments	100	\$20,818.73
Woodwind Instruments	6	\$796.08

Fairway Elementary School	Qty	Amount
School Totals:	454	\$49,568.69

Falcon Cove Middle School	Qty	Amount
Brass Instruments	17	\$52,624.28
Furniture/Equipment (Risers, Stands, etc.)	2	\$212.40
Music Accessories (cases, adapters, attachments, etc.)	1	\$44.85
Percussion Instruments	10	\$10,139.20
Woodwind Instruments	8	\$36,977.52
School Totals:	38	\$99,998.25

Flamingo Elementary School	Qty	Amount
Brass Instruments	30	\$2,300.70
Furniture/Equipment (Risers, Stands, etc.)	15	\$1,126.44
Music Accessories (cases, adapters, attachments, etc.)	3	\$106.13
Percussion Instruments	96	\$11,836.40
Piano/Keyboard Instruments	2	\$1,098.90
Sound Amplification (Microphones, Amplifiers, etc)	4	\$7,703.01
String Instruments	108	\$24,375.49
Woodwind Instruments	125	\$1,452.25
School Totals:	383	\$49,999.32

Flanagan, Charles W. High School	Qty	Amount
Brass Instruments	57	\$164,181.58
Furniture/Equipment (Risers, Stands, etc.)	6	\$749.90
Music Accessories (cases, adapters, attachments, etc.)	52	\$5,281.00
Percussion Instruments	23	\$30,655.49
Piano/Keyboard Instruments	4	\$5,546.73
Sound Amplification (Microphones, Amplifiers, etc)	3	\$1,587.75
String Instruments	30	\$4,899.00
Woodwind Instruments	35	\$86,432.40
School Totals:	210	\$299,333.85

Floranada Elementary School	Qty	Amount
Furniture/Equipment (Risers, Stands, etc.)	111	\$11,647.27
Music Accessories (cases, adapters, attachments, etc.)	1	\$79.55
Percussion Instruments	80	\$11,832.38
Sound Amplification (Microphones, Amplifiers, etc)	3	\$1,224.98
String Instruments	63	\$19,529.83
Woodwind Instruments	4	\$1,274.24
School Totals:	262	\$45,588.25

Forest Hills Elementary School	Qty	Amount
Furniture/Equipment (Risers, Stands, etc.)	11	\$2,002.64
Music Accessories (cases, adapters, attachments, etc.)	1	\$14.14
Percussion Instruments	172	\$9,567.30
Piano/Keyboard Instruments	2	\$25,344.45
Sound Amplification (Microphones, Amplifiers, etc)	4	\$7,603.00

Section 3: Music Equipment by Category

Forest Hills Elementary School	Qty	Amount
String Instruments	36	\$4,507.79
Woodwind Instruments	139	\$959.91
School Totals:	365	\$49,999.23

Fort Lauderdale High School	Qty	Amount
Brass Instruments	61	\$129,545.14
Furniture/Equipment (Risers, Stands, etc.)	6	\$3,504.57
Music Accessories (cases, adapters, attachments, etc.)	12	\$3,348.92
Percussion Instruments	40	\$36,502.93
Piano/Keyboard Instruments	1	\$3,231.20
Sound Amplification (Microphones, Amplifiers, etc)	8	\$3,152.94
String Instruments	1	\$1,405.50
Woodwind Instruments	64	\$119,302.52
School Totals:	193	\$299,993.72

Fox Trail Elementary School	Qty	Amount
Brass Instruments	9	\$6,147.00
Furniture/Equipment (Risers, Stands, etc.)	31	\$3,517.00
Percussion Instruments	42	\$11,301.25
Piano/Keyboard Instruments	2	\$25,394.40
String Instruments	30	\$3,634.80
School Totals:	114	\$49,994.45

Gator Run Elementary School	Qty	Amount
Brass Instruments	2	\$825.79
Furniture/Equipment (Risers, Stands, etc.)	14	\$4,560.49
Music Accessories (cases, adapters, attachments, etc.)	2	\$88.18
Percussion Instruments	83	\$9,315.03
Piano/Keyboard Instruments	2	\$25,394.40
Sound Amplification (Microphones, Amplifiers, etc)	3	\$1,425.00
String Instruments	32	\$4,053.62
Woodwind Instruments	2	\$867.77
School Totals:	140	\$46,530.28

Glades Middle School	Qty	Amount
Brass Instruments	22	\$38,287.90
Furniture/Equipment (Risers, Stands, etc.)	6	\$735.60
Music Accessories (cases, adapters, attachments, etc.)	4	\$124.38
Percussion Instruments	15	\$21,727.99
Piano/Keyboard Instruments	1	\$599.99
Sound Amplification (Microphones, Amplifiers, etc)	2	\$749.98
Woodwind Instruments	29	\$37,768.99
School Totals:	79	\$99,994.83

Griffin Elementary School	Qty	Amount
Brass Instruments	8	\$5,382.00
Furniture/Equipment (Risers, Stands, etc.)	70	\$10,032.41
Music Accessories (cases, adapters, attachments, etc.)	3	\$85.32

Griffin Elementary School	Qty	Amount
Percussion Instruments	329	\$23,866.26
Sound Amplification (Microphones, Amplifiers, etc)	2	\$999.98
String Instruments	37	\$5,082.42
Woodwind Instruments	139	\$4,551.20
School Totals:	588	\$49,999.59

Gulfstream Academy of Hallandale Beach	Qty	Amount
Brass Instruments	30	\$41,615.45
Furniture/Equipment (Risers, Stands, etc.)	2	\$212.80
Music Accessories (cases, adapters, attachments, etc.)	2	\$1,144.32
Percussion Instruments	16	\$18,938.20
Sound Amplification (Microphones, Amplifiers, etc)	9	\$3,081.19
Woodwind Instruments	40	\$34,919.53
School Totals:	99	\$99,911.49

Hallandale High School	Qty	Amount
Brass Instruments	99	\$169,680.84
Furniture/Equipment (Risers, Stands, etc.)	34	\$1,664.64
Percussion Instruments	29	\$27,327.16
Woodwind Instruments	110	\$101,290.44
School Totals:	272	\$299,963.08

Harbordale Elementary School	Qty	Amount
Furniture/Equipment (Risers, Stands, etc.)	20	\$9,447.96
Music Accessories (cases, adapters, attachments, etc.)	19	\$1,349.85
Percussion Instruments	43	\$11,715.87
Piano/Keyboard Instruments	1	\$6,821.60
Sound Amplification (Microphones, Amplifiers, etc)	1	\$6,278.01
String Instruments	21	\$10,665.00
School Totals:	105	\$46,278.29

Hawkes Bluff Elementary School	Qty	Amount
Brass Instruments	6	\$2,818.27
Furniture/Equipment (Risers, Stands, etc.)	16	\$2,117.38
Music Accessories (cases, adapters, attachments, etc.)	3	\$70.69
Percussion Instruments	201	\$8,204.66
Piano/Keyboard Instruments	2	\$25,394.40
Sound Amplification (Microphones, Amplifiers, etc)	6	\$6,809.40
String Instruments	2	\$3,352.50
Woodwind Instruments	3	\$1,192.50
School Totals:	239	\$49,959.80

Henry D. Perry Education Center	Qty	Amount
Piano/Keyboard Instruments	25	\$40,145.50
Sound Amplification (Microphones, Amplifiers, etc)	1	\$9,854.50
School Totals:	26	\$50,000.00

Section 3: Music Equipment by Category

Heron Heights Elementary School	Qty	Amount
Furniture/Equipment (Risers, Stands, etc.)	9	\$2,317.55
Music Accessories (cases, adapters, attachments, etc.)	33	\$4,524.00
Percussion Instruments	22	\$1,933.95
Piano/Keyboard Instruments	1	\$599.99
Sound Amplification (Microphones, Amplifiers, etc)	33	\$25,560.99
String Instruments	15	\$3,815.36
Woodwind Instruments	12	\$1,041.44
School Totals:	125	\$39,793.28

Hollywood Central Elementary School	Qty	Amount
Brass Instruments	2	\$465.01
Furniture/Equipment (Risers, Stands, etc.)	17	\$3,114.32
Percussion Instruments	88	\$12,508.50
Piano/Keyboard Instruments	3	\$8,021.58
Sound Amplification (Microphones, Amplifiers, etc)	2	\$6,778.00
String Instruments	57	\$17,907.90
Woodwind Instruments	6	\$1,204.16
School Totals:	175	\$49,999.47

Hollywood Hills Elementary School	Qty	Amount
Brass Instruments	1	\$222.25
Furniture/Equipment (Risers, Stands, etc.)	23	\$11,801.02
Music Accessories (cases, adapters, attachments, etc.)	2	\$57.39
Percussion Instruments	199	\$9,158.46
Piano/Keyboard Instruments	1	\$24,795.00
Sound Amplification (Microphones, Amplifiers, etc)	1	\$375.00
String Instruments	2	\$3,555.00
School Totals:	229	\$49,964.12

Hollywood Hills High School	Qty	Amount
Brass Instruments	85	\$1,688,669.23
Furniture/Equipment (Risers, Stands, etc.)	10	\$8,258.51
Music Accessories (cases, adapters, attachments, etc.)	48	\$3,391.25
Percussion Instruments	29	\$64,724.41
Piano/Keyboard Instruments	1	\$599.99
Sound Amplification (Microphones, Amplifiers, etc)	31	\$11,961.98
Woodwind Instruments	19	\$38,020.41
School Totals:	223	\$295,625.78

Hollywood Park Elementary School	Qty	Amount
Brass Instruments	7	\$3,572.52
Furniture/Equipment (Risers, Stands, etc.)	13	\$2,751.26
Music Accessories (cases, adapters, attachments, etc.)	3	\$41.58
Percussion Instruments	156	\$16,923.56
Piano/Keyboard Instruments	2	\$7,371.05
Sound Amplification (Microphones, Amplifiers, etc)	4	\$7,378.00

Hollywood Park Elementary School	Qty	Amount
String Instruments	28	\$10,204.35
Woodwind Instruments	6	\$1,756.74
School Totals:	219	\$49,999.06

Horizon Elementary School	Qty	Amount
Brass Instruments	2	\$485.52
Furniture/Equipment (Risers, Stands, etc.)	105	\$13,181.37
Percussion Instruments	195	\$12,080.93
Piano/Keyboard Instruments	3	\$7,920.50
Sound Amplification (Microphones, Amplifiers, etc)	3	\$1,200.00
String Instruments	53	\$13,085.18
Woodwind Instruments	7	\$1,995.47
School Totals:	368	\$49,948.97

Hunt, James S. Elementary School	Qty	Amount
Brass Instruments	1	\$580.50
Furniture/Equipment (Risers, Stands, etc.)	27	\$2,123.06
Music Accessories (cases, adapters, attachments, etc.)	1	\$44.09
Percussion Instruments	97	\$6,714.15
Piano/Keyboard Instruments	3	\$32,216.00
Sound Amplification (Microphones, Amplifiers, etc)	1	\$6,278.01
Woodwind Instruments	305	\$1,682.37
School Totals:	435	\$49,638.18

Indian Ridge Middle School	Qty	Amount
Brass Instruments	28	\$33,054.95
Furniture/Equipment (Risers, Stands, etc.)	3	\$336.30
Percussion Instruments	7	\$23,686.90
Woodwind Instruments	29	\$42,918.68
School Totals:	67	\$99,996.83

Indian Trace Elementary School	Qty	Amount
Brass Instruments	12	\$2,112.40
Furniture/Equipment (Risers, Stands, etc.)	29	\$10,208.20
Music Accessories (cases, adapters, attachments, etc.)	40	\$2,433.40
Percussion Instruments	50	\$14,730.66
Piano/Keyboard Instruments	1	\$599.40
Sound Amplification (Microphones, Amplifiers, etc)	2	\$6,778.00
String Instruments	62	\$11,942.10
Woodwind Instruments	3	\$1,192.50
School Totals:	199	\$49,996.66

King, Martin Luther (Dr. Martin Luther King, Jr.) Elementary School	Qty	Amount
Brass Instruments	2	\$485.52
Furniture/Equipment (Risers, Stands, etc.)	26	\$4,436.47
Music Accessories (cases, adapters, attachments, etc.)	12	\$608.72
Percussion Instruments	306	\$27,591.42
Sound Amplification (Microphones, Amplifiers, etc)	4	\$155.44

Section 3: Music Equipment by Category

King, Martin Luther (Dr. Martin Luther King, Jr.)	Qty	Amount
String Instruments	57	\$16,002.30
School Totals:	407	\$49,279.87

Lake Forest Elementary School	Qty	Amount
Brass Instruments	2	\$1,345.50
Furniture/Equipment (Risers, Stands, etc.)	61	\$4,867.85
Music Accessories (cases, adapters, attachments, etc.)	4	\$185.70
Percussion Instruments	65	\$15,217.41
Sound Amplification (Microphones, Amplifiers, etc)	2	\$12,556.02
String Instruments	19	\$7,987.35
Woodwind Instruments	457	\$7,837.51
School Totals:	610	\$49,997.34

Lakeside Elementary School	Qty	Amount
Brass Instruments	1	\$178.50
Furniture/Equipment (Risers, Stands, etc.)	54	\$15,987.69
Music Accessories (cases, adapters, attachments, etc.)	3	\$141.59
Percussion Instruments	114	\$12,619.27
Piano/Keyboard Instruments	11	\$2,693.40
Sound Amplification (Microphones, Amplifiers, etc)	7	\$8,343.69
String Instruments	35	\$7,972.86
Woodwind Instruments	136	\$2,055.40
School Totals:	361	\$49,992.40

Lauderdale Lakes Middle School	Qty	Amount
Brass Instruments	48	\$42,443.92
Furniture/Equipment (Risers, Stands, etc.)	12	\$892.00
Music Accessories (cases, adapters, attachments, etc.)	496	\$10,427.80
Percussion Instruments	13	\$4,001.68
Sound Amplification (Microphones, Amplifiers, etc)	8	\$1,180.00
String Instruments	14	\$9,928.50
Woodwind Instruments	42	\$31,102.49
School Totals:	633	\$99,976.39

Lauderhill 6-12 School	Qty	Amount
Brass Instruments	65	\$89,176.04
Furniture/Equipment (Risers, Stands, etc.)	74	\$1,287.75
Music Accessories (cases, adapters, attachments, etc.)	11	\$281.06
Percussion Instruments	204	\$54,426.28
Piano/Keyboard Instruments	1	\$599.99
Sound Amplification (Microphones, Amplifiers, etc)	4	\$1,969.96
String Instruments	2	\$749.98
Woodwind Instruments	261	\$65,650.69
School Totals:	622	\$214,141.75

Lauderhill-Paul Turner Elementary School	Qty	Amount
Furniture/Equipment (Risers, Stands, etc.)	39	\$9,969.75

Lauderhill-Paul Turner Elementary School	Qty	Amount
Percussion Instruments	147	\$8,484.65
Piano/Keyboard Instruments	1	\$24,795.00
Sound Amplification (Microphones, Amplifiers, etc)	1	\$6,278.01
String Instruments	1	\$113.99
Woodwind Instruments	13	\$357.25
School Totals:	202	\$49,998.65

Liberty Elementary School	Qty	Amount
Brass Instruments	8	\$5,382.00
Furniture/Equipment (Risers, Stands, etc.)	84	\$10,745.76
Music Accessories (cases, adapters, attachments, etc.)	2	\$28.28
Percussion Instruments	178	\$17,036.85
Piano/Keyboard Instruments	19	\$4,758.60
Sound Amplification (Microphones, Amplifiers, etc)	2	\$6,653.01
String Instruments	5	\$3,701.35
Woodwind Instruments	85	\$1,692.67
School Totals:	383	\$49,998.52

Lloyd Estates Elementary School	Qty	Amount
Furniture/Equipment (Risers, Stands, etc.)	152	\$22,068.60
Music Accessories (cases, adapters, attachments, etc.)	16	\$728.00
Percussion Instruments	180	\$10,493.46
Piano/Keyboard Instruments	3	\$1,798.20
Sound Amplification (Microphones, Amplifiers, etc)	2	\$6,778.00
String Instruments	31	\$7,467.43
Woodwind Instruments	6	\$653.44
School Totals:	390	\$49,987.13

Lyons Creek Middle School	Qty	Amount
Brass Instruments	39	\$51,042.03
Furniture/Equipment (Risers, Stands, etc.)	6	\$379.78
Music Accessories (cases, adapters, attachments, etc.)	2	\$42.69
Percussion Instruments	8	\$202.27
Piano/Keyboard Instruments	4	\$2,354.96
Sound Amplification (Microphones, Amplifiers, etc)	3	\$1,499.97
Woodwind Instruments	73	\$44,408.63
School Totals:	135	\$99,930.33

Manatee Bay Elementary School	Qty	Amount
Brass Instruments	28	\$7,191.02
Furniture/Equipment (Risers, Stands, etc.)	49	\$7,105.48
Percussion Instruments	98	\$10,367.33
Piano/Keyboard Instruments	1	\$209.40
Sound Amplification (Microphones, Amplifiers, etc)	11	\$1,612.79
String Instruments	67	\$23,193.47
Woodwind Instruments	6	\$318.69
School Totals:	260	\$49,998.18

Section 3: Music Equipment by Category

Maplewood Elementary School	Qty	Amount
Brass Instruments	7	\$3,531.50
Furniture/Equipment (Risers, Stands, etc.)	21	\$13,608.55
Music Accessories (cases, adapters, attachments, etc.)	3	\$41.58
Percussion Instruments	175	\$17,680.88
Sound Amplification (Microphones, Amplifiers, etc)	1	\$6,278.01
String Instruments	4	\$6,705.00
Woodwind Instruments	27	\$2,046.53
School Totals:	238	\$49,892.05

Margate Elementary School	Qty	Amount
Brass Instruments	19	\$9,669.77
Furniture/Equipment (Risers, Stands, etc.)	9	\$4,259.41
Music Accessories (cases, adapters, attachments, etc.)	4	\$185.70
Percussion Instruments	305	\$20,850.31
String Instruments	29	\$13,156.29
Woodwind Instruments	119	\$1,805.24
School Totals:	485	\$49,926.72

Margate Middle School	Qty	Amount
Brass Instruments	41	\$31,035.50
Furniture/Equipment (Risers, Stands, etc.)	188	\$12,138.84
Music Accessories (cases, adapters, attachments, etc.)	10	\$3,907.02
Percussion Instruments	19	\$17,199.09
Piano/Keyboard Instruments	1	\$599.99
Sound Amplification (Microphones, Amplifiers, etc)	5	\$5,845.46
String Instruments	2	\$799.98
Woodwind Instruments	62	\$28,338.60
School Totals:	328	\$99,864.48

McArthur High School	Qty	Amount
Brass Instruments	52	\$139,631.94
Furniture/Equipment (Risers, Stands, etc.)	45	\$3,339.05
Music Accessories (cases, adapters, attachments, etc.)	104	\$4,247.62
Percussion Instruments	125	\$48,950.87
Piano/Keyboard Instruments	2	\$2,899.99
Sound Amplification (Microphones, Amplifiers, etc)	12	\$11,420.06
String Instruments	1	\$499.99
Woodwind Instruments	41	\$88,911.07
School Totals:	382	\$299,900.59

McNab Elementary School	Qty	Amount
Furniture/Equipment (Risers, Stands, etc.)	102	\$17,089.01
Music Accessories (cases, adapters, attachments, etc.)	6	\$3,364.36
Percussion Instruments	215	\$21,891.55
Piano/Keyboard Instruments	2	\$2,331.59
Sound Amplification (Microphones, Amplifiers, etc)	6	\$1,919.49

McNab Elementary School	Qty	Amount
String Instruments	54	\$3,093.44
Woodwind Instruments	1	\$213.15
School Totals:	386	\$49,902.59

McNicol Middle School	Qty	Amount
Furniture/Equipment (Risers, Stands, etc.)	1	\$19,000.00
Sound Amplification (Microphones, Amplifiers, etc)	2	\$81,000.00
School Totals:	3	\$100,000.00

Meadowbrook Elementary School	Qty	Amount
Brass Instruments	4	\$1,702.50
Furniture/Equipment (Risers, Stands, etc.)	102	\$11,350.92
Music Accessories (cases, adapters, attachments, etc.)	16	\$2,424.76
Percussion Instruments	77	\$3,102.42
Piano/Keyboard Instruments	25	\$5,235.00
Sound Amplification (Microphones, Amplifiers, etc)	31	\$11,563.37
String Instruments	46	\$12,005.76
Woodwind Instruments	6	\$1,472.23
School Totals:	307	\$48,856.96

Millennium 6-12 Collegiate Academy	Qty	Amount
Brass Instruments	56	\$52,915.04
Furniture/Equipment (Risers, Stands, etc.)	2	\$147.90
Music Accessories (cases, adapters, attachments, etc.)	3	\$424.70
Percussion Instruments	3	\$7,399.40
Sound Amplification (Microphones, Amplifiers, etc)	1	\$899.99
Woodwind Instruments	48	\$37,981.60
School Totals:	113	\$99,768.63

Miramar Elementary School	Qty	Amount
Brass Instruments	14	\$4,934.10
Furniture/Equipment (Risers, Stands, etc.)	32	\$12,220.06
Music Accessories (cases, adapters, attachments, etc.)	1	\$13.30
Percussion Instruments	111	\$13,792.26
Piano/Keyboard Instruments	1	\$549.45
String Instruments	60	\$16,226.50
Woodwind Instruments	5	\$2,263.50
School Totals:	224	\$49,999.17

Miramar High School	Qty	Amount
Brass Instruments	102	\$154,533.65
Furniture/Equipment (Risers, Stands, etc.)	46	\$20,342.11
Music Accessories (cases, adapters, attachments, etc.)	386	\$6,345.54
Percussion Instruments	17	\$7,489.71
Piano/Keyboard Instruments	4	\$2,354.96
Sound Amplification (Microphones, Amplifiers, etc)	20	\$2,549.96
String Instruments	2	\$799.98

Section 3: Music Equipment by Category

Miramar High School	Qty	Amount
Woodwind Instruments	126	\$99,959.34
School Totals:	703	\$294,375.25

Mirror Lake Elementary School	Qty	Amount
Furniture/Equipment (Risers, Stands, etc.)	63	\$9,312.03
Music Accessories (cases, adapters, attachments, etc.)	20	\$881.80
Percussion Instruments	251	\$23,036.26
Piano/Keyboard Instruments	3	\$1,018.20
Sound Amplification (Microphones, Amplifiers, etc)	4	\$7,877.99
String Instruments	30	\$6,068.48
Woodwind Instruments	301	\$1,800.74
School Totals:	672	\$49,995.50

Monarch High School	Qty	Amount
Brass Instruments	45	\$132,300.21
Furniture/Equipment (Risers, Stands, etc.)	14	\$15,473.57
Music Accessories (cases, adapters, attachments, etc.)	9	\$1,062.47
Percussion Instruments	37	\$65,865.77
Piano/Keyboard Instruments	25	\$5,374.50
Sound Amplification (Microphones, Amplifiers, etc)	7	\$3,870.35
Woodwind Instruments	33	\$76,050.32
School Totals:	170	\$299,997.19

New Renaissance Middle School	Qty	Amount
Brass Instruments	38	\$30,807.75
Furniture/Equipment (Risers, Stands, etc.)	5	\$649.00
Music Accessories (cases, adapters, attachments, etc.)	20	\$777.43
Percussion Instruments	27	\$13,421.44
Piano/Keyboard Instruments	2	\$1,177.48
Sound Amplification (Microphones, Amplifiers, etc)	2	\$749.98
String Instruments	1	\$262.49
Woodwind Instruments	63	\$52,153.26
School Totals:	158	\$99,998.83

New River Middle School	Qty	Amount
Brass Instruments	35	\$57,225.30
Furniture/Equipment (Risers, Stands, etc.)	2	\$72.94
Piano/Keyboard Instruments	1	\$154.98
Woodwind Instruments	38	\$42,533.47
School Totals:	76	\$99,986.69

Nob Hill Elementary School	Qty	Amount
Brass Instruments	14	\$1,093.46
Furniture/Equipment (Risers, Stands, etc.)	18	\$1,590.79
Music Accessories (cases, adapters, attachments, etc.)	11	\$365.99
Percussion Instruments	126	\$7,671.26
Piano/Keyboard Instruments	3	\$25,603.80

Nob Hill Elementary School	Qty	Amount
Sound Amplification (Microphones, Amplifiers, etc)	3	\$7,328.01
String Instruments	13	\$5,061.18
Woodwind Instruments	9	\$1,282.03
School Totals:	197	\$49,996.52

Norcrest Elementary School	Qty	Amount
Brass Instruments	15	\$1,150.35
Furniture/Equipment (Risers, Stands, etc.)	80	\$13,785.26
Music Accessories (cases, adapters, attachments, etc.)	4	\$318.20
Percussion Instruments	669	\$25,587.91
Sound Amplification (Microphones, Amplifiers, etc)	5	\$8,078.01
String Instruments	15	\$1,079.85
School Totals:	788	\$49,999.58

North Andrews Gardens Elementary School	Qty	Amount
Brass Instruments	14	\$20,279.60
Furniture/Equipment (Risers, Stands, etc.)	5	\$8,308.73
Music Accessories (cases, adapters, attachments, etc.)	47	\$3,687.60
Percussion Instruments	3	\$1,467.10
Piano/Keyboard Instruments	3	\$1,799.97
Sound Amplification (Microphones, Amplifiers, etc)	1	\$499.99
String Instruments	43	\$4,650.00
Woodwind Instruments	10	\$9,140.81
School Totals:	126	\$49,833.80

North Fork Elementary School	Qty	Amount
Brass Instruments	20	\$1,533.80
Furniture/Equipment (Risers, Stands, etc.)	83	\$7,795.11
Percussion Instruments	95	\$13,021.15
Piano/Keyboard Instruments	11	\$6,093.90
Sound Amplification (Microphones, Amplifiers, etc)	6	\$2,099.99
String Instruments	40	\$11,645.98
Woodwind Instruments	3	\$1,192.50
School Totals:	258	\$43,382.43

North Lauderdale Elementary School	Qty	Amount
Furniture/Equipment (Risers, Stands, etc.)	53	\$15,774.93
Percussion Instruments	47	\$6,596.01
Piano/Keyboard Instruments	2	\$25,344.45
Sound Amplification (Microphones, Amplifiers, etc)	5	\$381.39
String Instruments	6	\$1,902.50
School Totals:	113	\$49,999.28

North Side Elementary School	Qty	Amount
Brass Instruments	29	\$5,351.50
Furniture/Equipment (Risers, Stands, etc.)	55	\$6,456.87
Music Accessories (cases, adapters, attachments, etc.)	6	\$477.30

Section 3: Music Equipment by Category

North Side Elementary School	Qty	Amount
Percussion Instruments	303	\$15,787.67
Piano/Keyboard Instruments	3	\$1,798.20
Sound Amplification (Microphones, Amplifiers, etc)	2	\$6,778.00
String Instruments	50	\$10,594.20
Woodwind Instruments	500	\$2,395.00
School Totals:	948	\$49,638.74

Northeast High School	Qty	Amount
Brass Instruments	92	\$168,114.50
Furniture/Equipment (Risers, Stands, etc.)	7	\$1,688.34
Music Accessories (cases, adapters, attachments, etc.)	51	\$1,514.03
Percussion Instruments	33	\$27,289.87
Sound Amplification (Microphones, Amplifiers, etc)	2	\$749.98
String Instruments	4	\$3,694.98
Woodwind Instruments	85	\$96,525.94
School Totals:	274	\$299,577.64

Nova Blanche Forman Elementary School	Qty	Amount
Furniture/Equipment (Risers, Stands, etc.)	40	\$2,181.60
Music Accessories (cases, adapters, attachments, etc.)	30	\$1,173.00
Percussion Instruments	64	\$17,557.26
Piano/Keyboard Instruments	10	\$9,096.79
Sound Amplification (Microphones, Amplifiers, etc)	2	\$12,556.02
String Instruments	60	\$5,071.50
Woodwind Instruments	149	\$2,362.51
School Totals:	355	\$49,998.68

Nova High School	Qty	Amount
Brass Instruments	33	\$80,912.20
Furniture/Equipment (Risers, Stands, etc.)	134	\$34,095.36
Music Accessories (cases, adapters, attachments, etc.)	86	\$11,472.78
Percussion Instruments	144	\$51,338.01
Piano/Keyboard Instruments	43	\$19,346.39
Sound Amplification (Microphones, Amplifiers, etc)	16	\$12,096.00
String Instruments	1	\$1,049.00
Woodwind Instruments	51	\$85,761.54
School Totals:	508	\$296,071.28

Nova Middle School	Qty	Amount
Brass Instruments	46	\$71,915.13
Percussion Instruments	1	\$138.70
Woodwind Instruments	21	\$27,918.27
School Totals:	68	\$99,972.10

Oakland Park Elementary School	Qty	Amount
Brass Instruments	5	\$3,087.00
Furniture/Equipment (Risers, Stands, etc.)	60	\$5,564.11
Music Accessories (cases, adapters, attachments, etc.)	23	\$740.37

Oakland Park Elementary School	Qty	Amount
Percussion Instruments	905	\$27,948.13
Piano/Keyboard Instruments	16	\$3,740.40
Sound Amplification (Microphones, Amplifiers, etc)	2	\$750.00
String Instruments	27	\$651.46
Woodwind Instruments	700	\$3,353.00
School Totals:	1,738	\$45,834.47

Oakridge Elementary School	Qty	Amount
Furniture/Equipment (Risers, Stands, etc.)	10	\$5,269.39
Percussion Instruments	65	\$5,815.36
Piano/Keyboard Instruments	1	\$24,795.00
Sound Amplification (Microphones, Amplifiers, etc)	1	\$6,278.01
String Instruments	57	\$7,601.85
Woodwind Instruments	50	\$239.50
School Totals:	184	\$49,999.11

Orange Brook Elementary School	Qty	Amount
Brass Instruments	6	\$1,456.56
Furniture/Equipment (Risers, Stands, etc.)	105	\$7,358.82
Music Accessories (cases, adapters, attachments, etc.)	4	\$185.70
Percussion Instruments	319	\$22,601.94
Piano/Keyboard Instruments	11	\$2,643.45
Sound Amplification (Microphones, Amplifiers, etc)	8	\$7,734.41
String Instruments	18	\$6,786.94
Woodwind Instruments	164	\$1,218.36
School Totals:	635	\$49,986.18

Palm Cove Elementary School	Qty	Amount
Furniture/Equipment (Risers, Stands, etc.)	14	\$798.16
Percussion Instruments	21	\$5,584.46
Piano/Keyboard Instruments	2	\$25,004.40
Sound Amplification (Microphones, Amplifiers, etc)	1	\$375.00
String Instruments	50	\$16,408.50
Woodwind Instruments	220	\$1,565.36
School Totals:	308	\$49,735.88

Panther Run Elementary School	Qty	Amount
Brass Instruments	41	\$10,277.89
Furniture/Equipment (Risers, Stands, etc.)	9	\$1,791.89
Music Accessories (cases, adapters, attachments, etc.)	1	\$509.00
Percussion Instruments	128	\$7,872.17
Sound Amplification (Microphones, Amplifiers, etc)	4	\$13,756.02
String Instruments	61	\$15,393.48
Woodwind Instruments	28	\$399.48
School Totals:	272	\$49,999.93

Park Lakes Elementary School	Qty	Amount
Brass Instruments	15	\$1,150.35

Section 3: Music Equipment by Category

Park Lakes Elementary School	Qty	Amount
Furniture/Equipment (Risers, Stands, etc.)	34	\$2,313.06
Music Accessories (cases, adapters, attachments, etc.)	9	\$326.10
Percussion Instruments	116	\$7,379.77
Piano/Keyboard Instruments	1	\$24,795.00
Sound Amplification (Microphones, Amplifiers, etc)	4	\$7,603.00
String Instruments	30	\$6,324.63
School Totals:	209	\$49,891.91

Park Ridge Elementary School	Qty	Amount
Furniture/Equipment (Risers, Stands, etc.)	80	\$16,584.97
Music Accessories (cases, adapters, attachments, etc.)	23	\$4,891.00
Percussion Instruments	58	\$10,914.01
Piano/Keyboard Instruments	2	\$1,138.00
Sound Amplification (Microphones, Amplifiers, etc)	36	\$11,244.99
String Instruments	2	\$3,352.50
Woodwind Instruments	103	\$1,692.50
School Totals:	304	\$49,817.97

Park Springs Elementary School	Qty	Amount
Brass Instruments	7	\$2,380.40
Furniture/Equipment (Risers, Stands, etc.)	65	\$7,050.33
Music Accessories (cases, adapters, attachments, etc.)	11	\$207.48
Percussion Instruments	162	\$12,242.38
Piano/Keyboard Instruments	2	\$1,098.90
Sound Amplification (Microphones, Amplifiers, etc)	8	\$7,566.00
String Instruments	65	\$8,470.64
Woodwind Instruments	104	\$1,332.07
School Totals:	424	\$40,348.20

Park Trails Elementary School	Qty	Amount
Furniture/Equipment (Risers, Stands, etc.)	22	\$4,183.00
Music Accessories (cases, adapters, attachments, etc.)	35	\$1,042.00
Percussion Instruments	105	\$27,576.79
Sound Amplification (Microphones, Amplifiers, etc)	65	\$1,007.00
String Instruments	14	\$3,144.68
Woodwind Instruments	184	\$1,089.72
School Totals:	425	\$38,043.19

Parkside Elementary School	Qty	Amount
Brass Instruments	12	\$6,690.78
Furniture/Equipment (Risers, Stands, etc.)	3	\$2,216.60
Percussion Instruments	78	\$17,654.69
Piano/Keyboard Instruments	1	\$599.40
Sound Amplification (Microphones, Amplifiers, etc)	1	\$375.00
String Instruments	41	\$21,920.22
Woodwind Instruments	1	\$535.50

Parkside Elementary School	Qty	Amount
School Totals:	137	\$49,992.19

Parkway Middle School	Qty	Amount
Music Accessories (cases, adapters, attachments, etc.)	13	\$174.00
Percussion Instruments	10	\$40.00
String Instruments	27	\$4,784.00
School Totals:	50	\$4,998.00

Pembroke Lakes Elementary School	Qty	Amount
Brass Instruments	3	\$1,741.50
Furniture/Equipment (Risers, Stands, etc.)	75	\$9,366.42
Music Accessories (cases, adapters, attachments, etc.)	3	\$173.93
Percussion Instruments	99	\$9,008.28
Piano/Keyboard Instruments	19	\$11,371.98
Sound Amplification (Microphones, Amplifiers, etc)	4	\$7,603.00
String Instruments	35	\$8,994.46
Woodwind Instruments	12	\$1,697.60
School Totals:	250	\$49,957.17

Pembroke Pines Elementary School	Qty	Amount
Brass Instruments	5	\$3,456.00
Furniture/Equipment (Risers, Stands, etc.)	57	\$7,600.64
Percussion Instruments	92	\$11,783.96
Piano/Keyboard Instruments	2	\$25,394.99
String Instruments	1	\$71.99
Woodwind Instruments	103	\$1,691.50
School Totals:	260	\$49,999.08

Perry, Annabel C. Elementary School	Qty	Amount
Brass Instruments	34	\$26,856.60
Music Accessories (cases, adapters, attachments, etc.)	5	\$171.58
Percussion Instruments	3	\$707.55
Woodwind Instruments	38	\$22,255.95
School Totals:	80	\$49,991.68

Peters Elementary School	Qty	Amount
Brass Instruments	2	\$1,345.50
Furniture/Equipment (Risers, Stands, etc.)	5	\$2,866.50
Music Accessories (cases, adapters, attachments, etc.)	3	\$117.30
Percussion Instruments	7	\$6,208.67
Piano/Keyboard Instruments	1	\$24,795.00
Sound Amplification (Microphones, Amplifiers, etc)	3	\$7,478.01
String Instruments	31	\$4,638.60
Woodwind Instruments	336	\$2,546.64
School Totals:	388	\$49,996.22

Pines Lakes Elementary School	Qty	Amount
Brass Instruments	9	\$4,017.02
Furniture/Equipment (Risers, Stands, etc.)	29	\$9,225.11
Percussion Instruments	86	\$13,489.79

Section 3: Music Equipment by Category

Pines Lakes Elementary School	Qty	Amount
Sound Amplification (Microphones, Amplifiers, etc)	1	\$6,278.01
String Instruments	57	\$16,382.24
Woodwind Instruments	63	\$576.47
School Totals:	245	\$49,968.64

Pines Middle School	Qty	Amount
Brass Instruments	57	\$51,439.08
Percussion Instruments	5	\$5,007.50
Sound Amplification (Microphones, Amplifiers, etc)	2	\$649.98
Woodwind Instruments	87	\$42,901.27
School Totals:	151	\$99,997.83

Pinewood Elementary School	Qty	Amount
Furniture/Equipment (Risers, Stands, etc.)	66	\$15,976.86
Music Accessories (cases, adapters, attachments, etc.)	2	\$26.60
Percussion Instruments	122	\$18,723.05
Piano/Keyboard Instruments	2	\$7,421.00
Sound Amplification (Microphones, Amplifiers, etc)	2	\$6,653.01
Woodwind Instruments	3	\$1,192.50
School Totals:	197	\$49,993.02

Pioneer Middle School	Qty	Amount
Brass Instruments	17	\$31,429.36
Percussion Instruments	3	\$8,489.44
Woodwind Instruments	39	\$59,980.20
School Totals:	59	\$99,899.00

Piper High School	Qty	Amount
Brass Instruments	65	\$177,309.55
Furniture/Equipment (Risers, Stands, etc.)	18	\$4,361.96
Music Accessories (cases, adapters, attachments, etc.)	48	\$2,519.23
Percussion Instruments	31	\$31,563.00
Piano/Keyboard Instruments	11	\$3,103.87
Sound Amplification (Microphones, Amplifiers, etc)	19	\$5,353.31
String Instruments	2	\$799.98
Woodwind Instruments	51	\$74,879.95
School Totals:	245	\$299,890.85

Plantation Elementary School	Qty	Amount
Brass Instruments	2	\$485.52
Furniture/Equipment (Risers, Stands, etc.)	123	\$14,572.49
Music Accessories (cases, adapters, attachments, etc.)	9	\$190.03
Percussion Instruments	142	\$9,855.74
Piano/Keyboard Instruments	15	\$3,871.05
Sound Amplification (Microphones, Amplifiers, etc)	5	\$8,327.99
String Instruments	38	\$12,071.95
Woodwind Instruments	81	\$623.69
School Totals:	415	\$49,998.46

Plantation High School	Qty	Amount
Brass Instruments	56	\$99,600.50
Furniture/Equipment (Risers, Stands, etc.)	100	\$24,520.26
Music Accessories (cases, adapters, attachments, etc.)	44	\$3,031.87
Percussion Instruments	59	\$62,155.40
Piano/Keyboard Instruments	3	\$5,590.00
Sound Amplification (Microphones, Amplifiers, etc)	32	\$16,403.00
Woodwind Instruments	67	\$88,698.95
School Totals:	361	\$299,999.98

Plantation Middle School	Qty	Amount
Brass Instruments	48	\$51,603.75
Music Accessories (cases, adapters, attachments, etc.)	15	\$645.41
Percussion Instruments	19	\$14,869.06
Woodwind Instruments	47	\$31,936.58
School Totals:	129	\$99,054.80

Plantation Park Elementary School	Qty	Amount
Brass Instruments	12	\$1,689.10
Furniture/Equipment (Risers, Stands, etc.)	19	\$2,345.79
Music Accessories (cases, adapters, attachments, etc.)	2	\$107.99
Percussion Instruments	345	\$25,219.12
Piano/Keyboard Instruments	1	\$599.99
Sound Amplification (Microphones, Amplifiers, etc)	5	\$8,327.99
String Instruments	45	\$8,962.40
Woodwind Instruments	216	\$2,568.84
School Totals:	645	\$49,821.22

Pompano Beach Elementary School	Qty	Amount
Brass Instruments	2	\$485.52
Furniture/Equipment (Risers, Stands, etc.)	10	\$1,567.87
Music Accessories (cases, adapters, attachments, etc.)	5	\$920.40
Percussion Instruments	194	\$22,567.22
Piano/Keyboard Instruments	4	\$14,742.10
Sound Amplification (Microphones, Amplifiers, etc)	3	\$482.62
String Instruments	26	\$7,948.19
Woodwind Instruments	134	\$942.80
School Totals:	378	\$49,656.72

Pompano Beach High School	Qty	Amount
Brass Instruments	71	\$101,905.17
Furniture/Equipment (Risers, Stands, etc.)	293	\$22,142.80
Music Accessories (cases, adapters, attachments, etc.)	115	\$7,913.52
Percussion Instruments	113	\$53,552.10
Piano/Keyboard Instruments	2	\$4,181.20
Sound Amplification (Microphones, Amplifiers, etc)	6	\$2,176.95
String Instruments	136	\$26,167.62
Woodwind Instruments	48	\$81,953.14

Section 3: Music Equipment by Category

Pompano Beach High School	Qty	Amount
School Totals:	784	\$299,992.50

Quiet Waters Elementary School	Qty	Amount
Brass Instruments	2	\$485.52
Furniture/Equipment (Risers, Stands, etc.)	100	\$10,820.68
Music Accessories (cases, adapters, attachments, etc.)	4	\$683.12
Percussion Instruments	212	\$18,827.42
Piano/Keyboard Instruments	1	\$549.45
Sound Amplification (Microphones, Amplifiers, etc)	6	\$7,880.81
String Instruments	31	\$2,406.20
Woodwind Instruments	250	\$1,197.50
School Totals:	606	\$42,850.70

Ramblewood Elementary School	Qty	Amount
Brass Instruments	11	\$4,482.03
Furniture/Equipment (Risers, Stands, etc.)	84	\$7,151.91
Percussion Instruments	176	\$15,569.45
Sound Amplification (Microphones, Amplifiers, etc)	1	\$6,278.01
String Instruments	72	\$14,790.05
Woodwind Instruments	4	\$1,728.00
School Totals:	348	\$49,999.45

Ramblewood Middle School	Qty	Amount
Brass Instruments	16	\$37,856.08
Percussion Instruments	2	\$11,059.80
Woodwind Instruments	16	\$51,077.22
School Totals:	34	\$99,993.10

Riverglades Elementary School	Qty	Amount
Brass Instruments	1	\$242.76
Furniture/Equipment (Risers, Stands, etc.)	76	\$9,500.37
Music Accessories (cases, adapters, attachments, etc.)	25	\$955.50
Percussion Instruments	238	\$10,011.48
Piano/Keyboard Instruments	2	\$1,199.98
Sound Amplification (Microphones, Amplifiers, etc)	4	\$7,828.00
String Instruments	90	\$19,931.95
Woodwind Instruments	1	\$328.50
School Totals:	437	\$49,998.54

Riverland Elementary School	Qty	Amount
Brass Instruments	1	\$76.69
Furniture/Equipment (Risers, Stands, etc.)	88	\$5,551.98
Music Accessories (cases, adapters, attachments, etc.)	6	\$370.92
Percussion Instruments	273	\$12,035.17
Piano/Keyboard Instruments	2	\$1,148.85
Sound Amplification (Microphones, Amplifiers, etc)	4	\$13,281.01
String Instruments	41	\$12,759.91
Woodwind Instruments	802	\$4,665.08

Riverland Elementary School	Qty	Amount
School Totals:	1,217	\$49,889.61

Riverside Elementary School	Qty	Amount
Brass Instruments	4	\$889.00
Furniture/Equipment (Risers, Stands, etc.)	24	\$2,627.41
Percussion Instruments	98	\$10,696.55
Piano/Keyboard Instruments	2	\$25,394.40
Sound Amplification (Microphones, Amplifiers, etc)	3	\$7,277.99
String Instruments	30	\$2,159.70
Woodwind Instruments	56	\$954.20
School Totals:	217	\$49,999.25

Royal Palm Elementary School	Qty	Amount
Brass Instruments	20	\$1,533.80
Furniture/Equipment (Risers, Stands, etc.)	83	\$7,795.11
Percussion Instruments	96	\$11,576.95
Piano/Keyboard Instruments	11	\$6,093.90
Sound Amplification (Microphones, Amplifiers, etc)	6	\$8,578.00
String Instruments	40	\$11,645.98
Woodwind Instruments	3	\$1,192.50
School Totals:	259	\$48,416.24

Sanders Park Elementary School	Qty	Amount
Furniture/Equipment (Risers, Stands, etc.)	15	\$4,737.00
Percussion Instruments	2	\$1,632.00
Piano/Keyboard Instruments	2	\$25,394.40
Sound Amplification (Microphones, Amplifiers, etc)	8	\$15,656.00
String Instruments	8	\$2,545.96
Woodwind Instruments	2	\$28.74
School Totals:	37	\$49,994.10

Sandpiper Elementary School	Qty	Amount
Brass Instruments	3	\$1,741.50
Furniture/Equipment (Risers, Stands, etc.)	63	\$8,837.86
Music Accessories (cases, adapters, attachments, etc.)	1	\$14.14
Percussion Instruments	178	\$13,297.16
Piano/Keyboard Instruments	5	\$2,797.79
Sound Amplification (Microphones, Amplifiers, etc)	5	\$8,152.98
String Instruments	8	\$13,410.00
Woodwind Instruments	3	\$1,192.50
School Totals:	266	\$49,443.93

Sawgrass Elementary School	Qty	Amount
Brass Instruments	2	\$1,345.50
Furniture/Equipment (Risers, Stands, etc.)	8	\$2,337.90
Music Accessories (cases, adapters, attachments, etc.)	8	\$229.05
Percussion Instruments	81	\$7,926.27
Piano/Keyboard Instruments	1	\$24,795.00

Section 3: Music Equipment by Category

Sawgrass Elementary School	Qty	Amount
Sound Amplification (Microphones, Amplifiers, etc)	1	\$450.00
String Instruments	38	\$12,202.29
Woodwind Instruments	143	\$713.57
School Totals:	282	\$49,999.58

Sawgrass Springs Middle School	Qty	Amount
Brass Instruments	15	\$48,204.86
Furniture/Equipment (Risers, Stands, etc.)	69	\$5,715.87
Music Accessories (cases, adapters, attachments, etc.)	1	\$96.95
String Instruments	42	\$18,583.50
Woodwind Instruments	8	\$27,393.83
School Totals:	135	\$99,995.01

Sea Castle Elementary School	Qty	Amount
Brass Instruments	5	\$2,555.00
Furniture/Equipment (Risers, Stands, etc.)	9	\$373.29
Music Accessories (cases, adapters, attachments, etc.)	3	\$132.27
Percussion Instruments	80	\$11,375.34
Piano/Keyboard Instruments	1	\$24,795.00
Sound Amplification (Microphones, Amplifiers, etc)	6	\$6,809.40
String Instruments	30	\$3,634.80
School Totals:	134	\$49,675.10

Seminole Middle School	Qty	Amount
Brass Instruments	38	\$65,815.88
Music Accessories (cases, adapters, attachments, etc.)	4	\$232.40
Woodwind Instruments	15	\$33,941.52
School Totals:	57	\$99,989.80

Sheridan Hills Elementary School	Qty	Amount
Furniture/Equipment (Risers, Stands, etc.)	58	\$6,451.34
Music Accessories (cases, adapters, attachments, etc.)	1	\$44.09
Percussion Instruments	203	\$12,387.19
Piano/Keyboard Instruments	2	\$7,421.00
Sound Amplification (Microphones, Amplifiers, etc)	1	\$6,278.01
String Instruments	66	\$14,971.37
Woodwind Instruments	38	\$2,445.90
School Totals:	369	\$49,998.90

Sheridan Park Elementary School	Qty	Amount
Brass Instruments	8	\$5,382.00
Furniture/Equipment (Risers, Stands, etc.)	97	\$8,474.12
Music Accessories (cases, adapters, attachments, etc.)	2	\$28.28
Percussion Instruments	197	\$19,593.20
Piano/Keyboard Instruments	1	\$549.45
Sound Amplification (Microphones, Amplifiers, etc)	4	\$7,828.00
String Instruments	54	\$6,062.79

Sheridan Park Elementary School	Qty	Amount
Woodwind Instruments	61	\$2,079.26
School Totals:	424	\$49,997.10

Silver Lakes Elementary School	Qty	Amount
Brass Instruments	40	\$3,867.15
Furniture/Equipment (Risers, Stands, etc.)	34	\$6,986.22
Music Accessories (cases, adapters, attachments, etc.)	4	\$447.00
Percussion Instruments	229	\$18,838.30
Sound Amplification (Microphones, Amplifiers, etc)	21	\$13,596.85
String Instruments	5	\$3,056.37
Woodwind Instruments	302	\$2,605.23
School Totals:	635	\$49,397.12

Silver Lakes Middle School	Qty	Amount
Brass Instruments	40	\$46,078.02
Furniture/Equipment (Risers, Stands, etc.)	1	\$38.95
Percussion Instruments	21	\$17,691.24
Piano/Keyboard Instruments	1	\$577.49
Sound Amplification (Microphones, Amplifiers, etc)	1	\$899.99
Woodwind Instruments	58	\$34,576.63
School Totals:	122	\$99,862.32

Silver Palms Elementary School	Qty	Amount
Brass Instruments	1	\$580.50
Furniture/Equipment (Risers, Stands, etc.)	38	\$7,538.65
Percussion Instruments	105	\$8,133.79
Piano/Keyboard Instruments	1	\$24,795.00
Sound Amplification (Microphones, Amplifiers, etc)	6	\$6,909.41
String Instruments	6	\$1,504.57
Woodwind Instruments	45	\$537.91
School Totals:	202	\$49,999.83

Silver Ridge Elementary School	Qty	Amount
Brass Instruments	2	\$1,007.76
Furniture/Equipment (Risers, Stands, etc.)	124	\$20,493.60
Music Accessories (cases, adapters, attachments, etc.)	2	\$28.28
Percussion Instruments	153	\$15,882.92
Piano/Keyboard Instruments	2	\$1,098.90
Sound Amplification (Microphones, Amplifiers, etc)	2	\$724.99
String Instruments	24	\$8,984.38
Woodwind Instruments	58	\$1,778.31
School Totals:	367	\$49,999.14

Silver Shores Elementary School	Qty	Amount
Brass Instruments	3	\$1,524.00
Furniture/Equipment (Risers, Stands, etc.)	40	\$3,034.90
Music Accessories (cases, adapters, attachments, etc.)	7	\$164.39
Percussion Instruments	51	\$8,685.84

Section 3: Music Equipment by Category

Silver Shores Elementary School	Qty	Amount
Piano/Keyboard Instruments	1	\$24,795.00
Sound Amplification (Microphones, Amplifiers, etc)	1	\$6,278.01
String Instruments	27	\$3,347.49
Woodwind Instruments	25	\$2,132.28
School Totals:	155	\$49,961.91

Silver Trail Middle School	Qty	Amount
Brass Instruments	26	\$46,823.30
Furniture/Equipment (Risers, Stands, etc.)	6	\$603.83
Percussion Instruments	24	\$6,613.01
Piano/Keyboard Instruments	2	\$1,177.48
Sound Amplification (Microphones, Amplifiers, etc)	3	\$1,049.97
String Instruments	2	\$3,862.00
Woodwind Instruments	20	\$39,869.46
School Totals:	83	\$99,999.05

South Plantation High School	Qty	Amount
Brass Instruments	51	\$143,832.14
Furniture/Equipment (Risers, Stands, etc.)	16	\$4,867.16
Music Accessories (cases, adapters, attachments, etc.)	25	\$1,514.80
Percussion Instruments	40	\$37,075.65
Piano/Keyboard Instruments	2	\$1,177.48
Sound Amplification (Microphones, Amplifiers, etc)	5	\$1,649.95
String Instruments	6	\$5,461.96
Woodwind Instruments	57	\$104,412.16
School Totals:	202	\$299,991.30

Stephen Foster Elementary School	Qty	Amount
Brass Instruments	4	\$1,497.50
Furniture/Equipment (Risers, Stands, etc.)	78	\$15,834.98
Music Accessories (cases, adapters, attachments, etc.)	2	\$56.88
Percussion Instruments	236	\$20,549.32
Piano/Keyboard Instruments	1	\$0.00
String Instruments	52	\$9,762.20
Woodwind Instruments	26	\$1,745.02
School Totals:	399	\$49,445.90

Stirling Elementary School	Qty	Amount
Brass Instruments	13	\$5,765.45
Furniture/Equipment (Risers, Stands, etc.)	100	\$15,892.24
Music Accessories (cases, adapters, attachments, etc.)	1	\$44.09
Percussion Instruments	278	\$21,900.56
Piano/Keyboard Instruments	1	\$549.45
String Instruments	4	\$3,813.89
Woodwind Instruments	108	\$2,034.05
School Totals:	505	\$49,999.73

Stoneman Douglas High School	Qty	Amount
Brass Instruments	28	\$97,033.35

Stoneman Douglas High School	Qty	Amount
Furniture/Equipment (Risers, Stands, etc.)	2	\$2,876.30
Music Accessories (cases, adapters, attachments, etc.)	48	\$6,851.74
Percussion Instruments	28	\$43,672.25
Piano/Keyboard Instruments	1	\$995.00
Sound Amplification (Microphones, Amplifiers, etc)	9	\$8,289.92
String Instruments	105	\$48,362.53
Woodwind Instruments	18	\$91,919.11
School Totals:	239	\$300,000.20

Stranahan High School	Qty	Amount
Brass Instruments	35	\$50,689.74
Furniture/Equipment (Risers, Stands, etc.)	4	\$173.00
Music Accessories (cases, adapters, attachments, etc.)	148	\$8,264.84
Percussion Instruments	25	\$4,386.24
Piano/Keyboard Instruments	3	\$75.00
Sound Amplification (Microphones, Amplifiers, etc)	16	\$3,118.00
String Instruments	1	\$155.52
Woodwind Instruments	39	\$26,861.55
School Totals:	271	\$93,723.89

Sunland Park Academy	Qty	Amount
Furniture/Equipment (Risers, Stands, etc.)	8	\$2,936.61
Percussion Instruments	311	\$20,473.85
Piano/Keyboard Instruments	1	\$6,821.60
Sound Amplification (Microphones, Amplifiers, etc)	2	\$6,728.01
String Instruments	48	\$10,399.03
Woodwind Instruments	166	\$2,640.41
School Totals:	536	\$49,999.51

Sunrise Middle School	Qty	Amount
Brass Instruments	23	\$49,312.40
Furniture/Equipment (Risers, Stands, etc.)	2	\$798.00
Music Accessories (cases, adapters, attachments, etc.)	1	\$3,024.36
Percussion Instruments	1	\$4,752.00
Sound Amplification (Microphones, Amplifiers, etc)	4	\$1,849.96
Woodwind Instruments	25	\$40,262.71
School Totals:	56	\$99,999.43

Sunset Lakes Elementary School	Qty	Amount
Brass Instruments	3	\$666.75
Furniture/Equipment (Risers, Stands, etc.)	97	\$7,385.89
Music Accessories (cases, adapters, attachments, etc.)	15	\$586.50
Percussion Instruments	48	\$12,668.94
Sound Amplification (Microphones, Amplifiers, etc)	2	\$6,653.01
String Instruments	63	\$22,037.90
School Totals:	228	\$49,998.99

Section 3: Music Equipment by Category

Sunshine Elementary School	Qty	Amount
Brass Instruments	6	\$2,863.50
Furniture/Equipment (Risers, Stands, etc.)	91	\$13,948.94
Music Accessories (cases, adapters, attachments, etc.)	10	\$141.40
Percussion Instruments	300	\$7,637.71
Piano/Keyboard Instruments	5	\$8,049.79
Sound Amplification (Microphones, Amplifiers, etc)	11	\$14,053.10
String Instruments	17	\$3,304.84
School Totals:	440	\$49,999.28

Tamarac Elementary School	Qty	Amount
Brass Instruments	2	\$444.50
Furniture/Equipment (Risers, Stands, etc.)	76	\$6,552.59
Music Accessories (cases, adapters, attachments, etc.)	39	\$1,364.48
Percussion Instruments	169	\$18,802.12
Piano/Keyboard Instruments	17	\$4,239.90
Sound Amplification (Microphones, Amplifiers, etc)	16	\$2,636.32
String Instruments	40	\$14,765.89
Woodwind Instruments	3	\$1,192.50
School Totals:	362	\$49,998.30

Travella, J.P. High School	Qty	Amount
Brass Instruments	57	\$169,837.27
Furniture/Equipment (Risers, Stands, etc.)	7	\$3,071.05
Music Accessories (cases, adapters, attachments, etc.)	12	\$1,866.24
Percussion Instruments	16	\$14,095.00
Piano/Keyboard Instruments	5	\$3,899.95
Woodwind Instruments	28	\$107,229.54
School Totals:	125	\$299,999.05

Tedder Elementary School	Qty	Amount
Furniture/Equipment (Risers, Stands, etc.)	52	\$7,657.35
Music Accessories (cases, adapters, attachments, etc.)	1	\$79.55
Percussion Instruments	128	\$12,916.24
Piano/Keyboard Instruments	1	\$599.40
Sound Amplification (Microphones, Amplifiers, etc)	2	\$6,778.00
String Instruments	71	\$19,385.46
Woodwind Instruments	152	\$2,583.03
School Totals:	407	\$49,999.03

Tequesta Trace Middle School	Qty	Amount
Brass Instruments	28	\$51,391.34
Furniture/Equipment (Risers, Stands, etc.)	5	\$912.60
Music Accessories (cases, adapters, attachments, etc.)	97	\$1,077.20
Percussion Instruments	8	\$5,545.16
String Instruments	4	\$2,876.49
Woodwind Instruments	19	\$38,193.38
School Totals:	161	\$99,996.17

The Quest Center	Qty	Amount
Brass Instruments	2	\$153.38
Furniture/Equipment (Risers, Stands, etc.)	49	\$4,590.68
Music Accessories (cases, adapters, attachments, etc.)	117	\$8,501.52
Percussion Instruments	297	\$8,528.72
Piano/Keyboard Instruments	5	\$7,591.85
Sound Amplification (Microphones, Amplifiers, etc)	40	\$16,520.92
String Instruments	6	\$1,757.20
Woodwind Instruments	30	\$693.30
School Totals:	546	\$48,337.57

Tradewinds Elementary School	Qty	Amount
Brass Instruments	5	\$1,887.20
Furniture/Equipment (Risers, Stands, etc.)	79	\$12,225.80
Music Accessories (cases, adapters, attachments, etc.)	4	\$58.69
Percussion Instruments	192	\$16,974.35
Piano/Keyboard Instruments	1	\$1,098.93
Sound Amplification (Microphones, Amplifiers, etc)	4	\$7,010.85
String Instruments	22	\$8,741.42
Woodwind Instruments	140	\$2,930.50
School Totals:	447	\$50,927.74

Tropical Elementary School	Qty	Amount
Brass Instruments	2	\$1,345.50
Furniture/Equipment (Risers, Stands, etc.)	35	\$10,855.45
Music Accessories (cases, adapters, attachments, etc.)	2	\$72.59
Percussion Instruments	131	\$4,971.93
Piano/Keyboard Instruments	4	\$32,425.99
Woodwind Instruments	1	\$328.50
School Totals:	175	\$49,999.96

Village Elementary School	Qty	Amount
Furniture/Equipment (Risers, Stands, etc.)	25	\$1,634.81
Percussion Instruments	95	\$11,055.04
Piano/Keyboard Instruments	1	\$0.00
Sound Amplification (Microphones, Amplifiers, etc)	1	\$6,278.01
String Instruments	32	\$6,073.94
Woodwind Instruments	34	\$162.86
School Totals:	188	\$25,204.66

Walker Elementary School	Qty	Amount
Brass Instruments	23	\$28,181.87
Furniture/Equipment (Risers, Stands, etc.)	5	\$115.00
Music Accessories (cases, adapters, attachments, etc.)	35	\$3,232.60
Percussion Instruments	7	\$2,128.48
Sound Amplification (Microphones, Amplifiers, etc)	8	\$5,510.00
Woodwind Instruments	8	\$10,829.98
School Totals:	86	\$49,997.93

Section 3: Music Equipment by Category

Welleby Elementary School	Qty	Amount
Brass Instruments	10	\$3,205.54
Furniture/Equipment (Risers, Stands, etc.)	21	\$11,451.17
Music Accessories (cases, adapters, attachments, etc.)	9	\$177.30
Percussion Instruments	170	\$15,871.26
Piano/Keyboard Instruments	1	\$549.45
Sound Amplification (Microphones, Amplifiers, etc)	8	\$9,328.00
String Instruments	37	\$7,377.30
Woodwind Instruments	4	\$1,912.00
School Totals:	260	\$49,872.02

West Broward High School	Qty	Amount
Brass Instruments	38	\$105,979.55
Furniture/Equipment (Risers, Stands, etc.)	10	\$3,356.16
Music Accessories (cases, adapters, attachments, etc.)	41	\$7,682.07
Percussion Instruments	69	\$79,535.79
Piano/Keyboard Instruments	10	\$1,794.00
Sound Amplification (Microphones, Amplifiers, etc)	13	\$10,614.16
String Instruments	24	\$8,997.50
Woodwind Instruments	33	\$82,014.40
School Totals:	238	\$299,973.63

West Hollywood Elementary School	Qty	Amount
Brass Instruments	3	\$2,110.50
Furniture/Equipment (Risers, Stands, etc.)	34	\$5,971.24
Music Accessories (cases, adapters, attachments, etc.)	2	\$159.10
Percussion Instruments	70	\$9,696.00
Piano/Keyboard Instruments	1	\$6,821.60
Sound Amplification (Microphones, Amplifiers, etc)	1	\$6,278.01
String Instruments	59	\$17,762.76
Woodwind Instruments	3	\$1,192.50
School Totals:	173	\$49,991.71

Westchester Elementary School	Qty	Amount
Furniture/Equipment (Risers, Stands, etc.)	1	\$3,315.00
Percussion Instruments	43	\$5,368.51
Piano/Keyboard Instruments	1	\$24,795.00
Sound Amplification (Microphones, Amplifiers, etc)	1	\$499.99
String Instruments	59	\$15,952.92
School Totals:	105	\$49,931.42

Western High School	Qty	Amount
Brass Instruments	61	\$170,907.06
Furniture/Equipment (Risers, Stands, etc.)	13	\$3,801.59
Music Accessories (cases, adapters, attachments, etc.)	6	\$67.18
Percussion Instruments	19	\$24,173.55
Piano/Keyboard Instruments	2	\$1,177.48

Western High School	Qty	Amount
Sound Amplification (Microphones, Amplifiers, etc)	8	\$5,611.70
String Instruments	2	\$799.98
Woodwind Instruments	46	\$92,304.57
School Totals:	157	\$298,843.11

Westglades Middle School	Qty	Amount
Brass Instruments	29	\$77,358.42
Music Accessories (cases, adapters, attachments, etc.)	4	\$93.00
Percussion Instruments	2	\$2,188.90
Piano/Keyboard Instruments	1	\$995.00
String Instruments	16	\$6,630.00
Woodwind Instruments	4	\$12,726.85
School Totals:	56	\$99,992.17

Westpine Middle School	Qty	Amount
Brass Instruments	34	\$50,539.92
Furniture/Equipment (Risers, Stands, etc.)	2	\$224.20
Music Accessories (cases, adapters, attachments, etc.)	3	\$174.30
Percussion Instruments	4	\$2,104.40
Sound Amplification (Microphones, Amplifiers, etc)	1	\$349.99
String Instruments	1	\$499.99
Woodwind Instruments	42	\$46,098.13
School Totals:	87	\$99,990.93

Westwood Heights Elementary School	Qty	Amount
Furniture/Equipment (Risers, Stands, etc.)	88	\$6,009.35
Percussion Instruments	171	\$16,993.71
Sound Amplification (Microphones, Amplifiers, etc)	2	\$12,556.02
String Instruments	52	\$14,433.43
School Totals:	313	\$49,992.51

Whiddon-Rogers Education Center	Qty	Amount
Piano/Keyboard Instruments	16	\$43,226.40
Sound Amplification (Microphones, Amplifiers, etc)	1	\$6,773.00
School Totals:	17	\$49,999.40

Wilton Manors Elementary School	Qty	Amount
Brass Instruments	64	\$6,923.40
Furniture/Equipment (Risers, Stands, etc.)	2	\$122.38
Music Accessories (cases, adapters, attachments, etc.)	4	\$176.36
Percussion Instruments	58	\$8,575.45
Piano/Keyboard Instruments	40	\$21,978.00
Sound Amplification (Microphones, Amplifiers, etc)	2	\$750.00
String Instruments	62	\$7,595.34
Woodwind Instruments	200	\$998.00
School Totals:	432	\$47,118.93

Winston Park Elementary School	Qty	Amount
Brass Instruments	2	\$1,345.50

Section 3: Music Equipment by Category

Winston Park Elementary School	Qty	Amount
Furniture/Equipment (Risers, Stands, etc.)	20	\$2,836.58
Music Accessories (cases, adapters, attachments, etc.)	1	\$14.14
Percussion Instruments	96	\$3,105.77
Piano/Keyboard Instruments	4	\$32,375.45
Sound Amplification (Microphones, Amplifiers, etc)	3	\$7,127.99
String Instruments	16	\$2,794.86
Woodwind Instruments	16	\$399.00
School Totals:	158	\$49,999.29

Young, Virginia Shuman Elementary School	Qty	Amount
Brass Instruments	2	\$1,345.50
Furniture/Equipment (Risers, Stands, etc.)	17	\$3,695.43
Music Accessories (cases, adapters, attachments, etc.)	1	\$14.14
Percussion Instruments	37	\$9,323.43
Piano/Keyboard Instruments	1	\$24,795.00
Sound Amplification (Microphones, Amplifiers, etc)	1	\$6,278.01
String Instruments	2	\$3,352.50
Woodwind Instruments	3	\$1,192.50
School Totals:	64	\$49,996.51

Young, Walter C. Middle School	Qty	Amount
Brass Instruments	23	\$18,754.74
Furniture/Equipment (Risers, Stands, etc.)	30	\$44,935.28
Music Accessories (cases, adapters, attachments, etc.)	2	\$193.90
Percussion Instruments	1	\$780.00
String Instruments	38	\$12,772.50
Woodwind Instruments	31	\$22,556.34
School Totals:	125	\$99,992.76

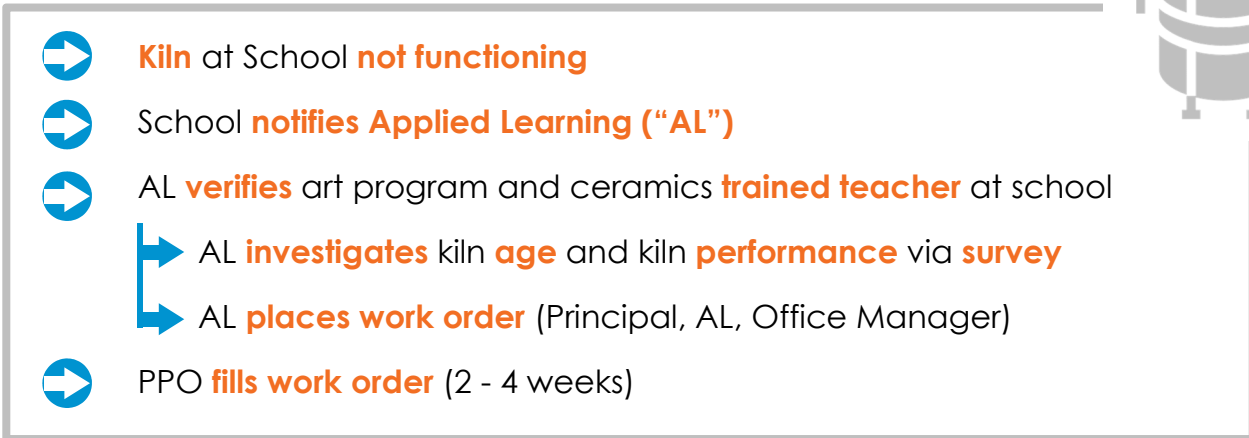
SMART Kilns Program - Applied Learning Department
Quarter Ending March 31, 2019

In Quarter 3, Applied Learning has assisted with the ordering of 18 new kilns. Bringing the total number of kilns ordered/delivered district-wide to 123.

Applied Learning continues to ensure the SMART Kiln Program is running effectively and efficiently as we near the end of the Bond. Our team is finalizing visits to the remaining sites where kiln analysis is needed. Should the need exist, we have funding remaining to provide 14 more kilns.



Kiln Program Process



PPO determines kiln **"Unsafe"** or **"Beyond Economical Repair"**



PPO determines **kiln can be repaired**



PPO **notifies AL** kiln is unsafe or beyond economical repair



PPO **repairs kiln**



AL **orders new kiln**

EFFICIENCY UPDATE:
New steps have been added for the **Applied Learning Department** to **expedite** and **ensure efficiency** in the **kiln** ordering and delivery **process**. These steps are aimed at **reducing the work load on schools** and other departments.



New Kiln Delivered to **Warehouse** (2 - 3 weeks)



Warehouse/PPO notifies AL of kiln **arrival**



School receives delivery/confirms with AL budget support specialist that **kiln has been received**



AL notifies zone foremen of kiln delivery and **requests installation**



Warehouse **foreman schedules delivery to school** in conjunction with PPO for **installation at school** (2 - 4 weeks)

Art Equipment Kiln Program
 Status as of March 31, 2019



Kilns Ordered		
Location Name	Number of Kilns	Art Dept Status
Cypress Bay High School	1	Ordered
Country Isles Elementary School	1	Ordered
Croissant Park Elementary School	1	Ordered
Dania Elementary School	1	Ordered
Deerfield Park Elementary School	2	Ordered
Everglades High School	2	Ordered
Fort Lauderdale High School	1	Ordered
Glades Middle School	2	Ordered
Harbordale Elementary School	1	Ordered
New Renaissance Middle School	2	Ordered
Northeast High School	1	Ordered
Pembroke Pines Elementary School	1	Ordered
Pioneer Middle School	2	Ordered
Pompano Beach Elementary School	1	Ordered
Ramblewood Middle School	2	Ordered
South Broward High School	2	Ordered
Tradewinds Elementary School	1	Ordered
Walker Elementary School	2	Ordered
Welleby Elementary School	1	Ordered
Sub-Total	27	

Kilns Delivered to Warehouse		
Location Name	Number of Kilns	Art Dept Status
Challenger Elementary School	1	Delivered to warehouse
Coral Springs Middle School	2	Delivered to warehouse
Drew, Charles Elementary School	1	Delivered to warehouse
Flanagan, Charles W. High School	2	Delivered to warehouse
Hollywood Hills High School	2	Delivered to warehouse
Norcrest Elementary School	1	Delivered to warehouse
Nova High School	2	Delivered to warehouse
Seminole Middle School	2	Delivered to warehouse
Sub-Total	13	

Art Equipment Kiln Program
 Status as of March 31, 2019



Kilns Delivered to Schools

Location Name	Number of Kilns	Art Dept Status
Apollo Middle School	2	Delivered to school
Atlantic West Elementary School	1	Delivered to school
Bethune, Mary M. Elementary School	2	Delivered to school
Broadview Elementary School	1	Delivered to school
Coconut Palm Elementary School	1	Delivered to school
Cooper City High School	1	Delivered to school
Coral Glades High School	2	Delivered to school
Coral Springs Pre-K - 8	1	Delivered to school
Crystal Lake Middle School	2	Delivered to school
Cypress Bay High School	2	Delivered to school
Cypress Elementary School	1	Delivered to school
Deerfield Beach High School	2	Delivered to school
Deerfield Beach Middle School	2	Delivered to school
Dillard 6-12 School	1	Delivered to school
Discovery Elementary School	1	Delivered to school
Flamingo Elementary School	1	Delivered to school
Forest Glen Middle School	1	Delivered to school
Gator Run Elementary School	1	Delivered to school
Gulfstream Academy of Hallandale Beach K-8 (Hallandale Elementary School)	2	Delivered to school
Horizon Elementary School	1	Delivered to school
Indian Trace Elementary School	1	Delivered to school
Lakeside Elementary School	1	Delivered to school
Larkdale Elementary School	1	Delivered to school
Liberty Elementary School	1	Delivered to school
Maplewood Elementary School	1	Delivered to school
McArthur High School	1	Delivered to school
McNab Elementary School	1	Delivered to school
Miramar Elementary School	1	Delivered to school
Miramar High School	2	Delivered to school
Monarch High School	2	Delivered to school
North Andrews Gardens Elementary School	1	Delivered to school
Nova Blanche Forman Elementary School	1	Delivered to school
Nova Dwight D Eisenhower Elementary School	1	Delivered to school
Nova Middle School	2	Delivered to school
Park Springs Elementary School	1	Delivered to school
Park Trails Elementary School	1	Delivered to school

Art Equipment Kiln Program
 Status as of March 31, 2019

Kilns Delivered to Schools (continued)

Location Name	Number of Kilns	Art Dept Status
Parkway Middle School	1	Delivered to school
Pembroke Lakes Elementary School	1	Delivered to school
Piper High School	3	Delivered to school
Plantation Elementary School	1	Delivered to school
Plantation High School	2	Delivered to school
Plantation Middle School	1	Delivered to school
Pompano Beach High School	2	Delivered to school
Quiet Waters Elementary School	1	Delivered to school
Ramblewood Elementary School	1	Delivered to school
Rickards, James S. Middle School	2	Delivered to school
Riverglades Elementary School	1	Delivered to school
Rock Island Elementary School	1	Delivered to school
Royal Palm Elementary School	1	Delivered to school
Sandpiper Elementary School	1	Delivered to school
Sheridan Park Elementary School	1	Delivered to school
Silver Shores Elementary School	1	Delivered to school
South Plantation High School	3	Delivered to school
Stephen Foster Elementary School	1	Delivered to school
Stirling Elementary School	1	Delivered to school
Stoneman Douglas High School	1	Delivered to school
Sunshine Elementary School	1	Delivered to school
Taravella, J.P. High School	1	Delivered to school
Tequesta Trace Middle School	2	Delivered to school
Village Elementary School	1	Delivered to school
Westglades Middle School	2	Delivered to school
Whispering Pines Education Center	1	Delivered to school
Young, Virginia Shuman Elementary School	1	Delivered to school
Sub-Total	83	



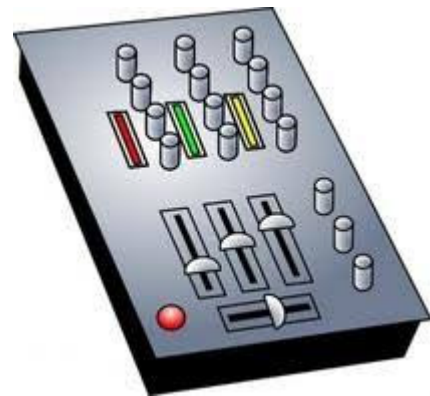
All Kilns

Location Name	Number of Kilns
Ordered	27
Delivered to warehouse	13
Delivered to school	83
Total	123

**Theater Equipment - Applied Learning Department
Quarter Ending March 31, 2019**

Our school theater departments are well underway in the upgrade or replacement of their current sound and stage lighting equipment. These upgrades are essential for the continued advancement in the delivery of quality theater education in our schools.

There are 37 schools that are eligible for equipment upgrades. As of the end of Quarter 2, all orders have been submitted and equipment is in the process of being delivered to schools. We are pleased that our theater programs will be using their new equipment for their 2018-19 productions expanding our students' experiences and growth as performing artists.



Theater Equipment Status

School	Full/Part Time Program	Allocation	Amount Used
Bethune, Mary M. Elementary School	Full	7,000	6,854
Cooper City High School	Part	14,000	11,505
Coral Glades High School	Full	42,000	41,884
Coral Springs High School	Full	42,000	41,307
Coral Springs Middle School	Part	7,000	6,518
Cypress Bay High School	Full	42,000	40,974
Deerfield Beach High School	Part	14,000	13,983
Dillard 6-12 School	Full	42,000	41,441
Everglades High School	Full	42,000	42,000
Falcon Cove Middle School	Full	14,000	13,818
Flanagan, Charles W. High School	Full	42,000	40,209
Fort Lauderdale High School	Full	42,000	30,958
Hallandale High School	Full	42,000	40,638
Hollywood Hills High School	Part	14,000	14,000
McArthur High School	Full	42,000	41,340
Miramar High School	Full	42,000	39,022
Monarch High School	Full	42,000	20,350
New Renaissance Middle School	Full	14,000	13,952
North Andrews Gardens Elementary School	Full	7,000	6,994
Nova High School	Full	42,000	40,929
Parkway Middle School	Full	14,000	14,000
Piper High School	Full	42,000	36,383
Plantation High School	Full	42,000	41,106
Pompano Beach High School	Part	14,000	13,977
Ramblewood Middle School	Full	14,000	13,995
Sawgrass Springs Middle School	Part	7,000	7,000
Seminole Middle School	Full	14,000	5,281
Silver Lakes Middle School	Part	7,000	6,992
South Broward High School	Full	42,000	41,961
South Plantation High School	Full	42,000	41,514
Stoneman Douglas High School	Full	42,000	43,687
Taravella, J.P. High School	Full	42,000	41,971
Tequesta Trace Middle School	Full	14,000	12,137
Walker Elementary School	Full	7,000	7,000
West Broward High School	Part	14,000	13,999
Western High School	Full	42,000	41,139
Westglades Middle School	Full	14,000	13,999
Total		\$1,008,000	\$944,817

Section 4

Athletics

Leslie Brown, Chief Portfolio Services Officer

ATHLETICS

The SMART Program Athletics initiatives have reached a significant moment, with the majority of all projects having reached official completion. Ribbon cuttings have been held across the District, specifically at Cooper City High and Coral Springs High during this quarter

Out of the 15 schools with track upgrades, all 15 have been closed out and completed. And **of the 30 schools selected to receive upgraded weight rooms, 29 are fully complete**, leaving only one weight room enhancement to be finished out of all SMART Athletic enhancements.

Northeast High School, the single project still awaiting its weight room upgrades, has been delayed by circumstances surrounding its primary renovations project, which has undergone recent changes in the design phase.

- The weight room is being relocated to a building that is set for SMART Primary Renovations.
- New location will have new roofing, windows, air conditioning, and electrical work.
- The weight room cannot proceed until the revised design drawings have been permitted and approved for the building's construction.
- The selected weight room vendor will be able to begin the installation process once renovations are complete in that building.
- Once the vendor gains access, the new weight room can be completed within 90 days.



15
COMPLETED
Track Upgrades

Tracks:

All of the SMART athletic track projects (15 tracks – 3 middle schools and 12 high schools) have been complete as of September 30, 2018.



1
in DESIGN

Weight Rooms:

The improvements to the weight rooms covered by SMART Program Athletics have varied based on individual school circumstances, and cover a span of upgrades that include equipment, paint, murals, structural repairs, baseboards/flooring, sound system, mirrors, lighting, electrical upgrades, etc.



29
COMPLETED
Weight Room
Upgrades

The 30 High Schools covered by the District's weight room initiative have undergone a coordinated review for safety, ADA compliance, dimensional clearance, and gender/equity/equality prior to the release of funding.

WEIGHT ROOM QUARTERLY STATUS

The following completed weight room projects are listed alphabetically by school name:



SCHOOL	COMPLETION DATE
Blanche Ely High	01/2018
Boyd Anderson High	04/2018
Charles W. Flanagan High	02/2018
Coconut Creek High	01/2018
Cooper City High	11/2018
Coral Glades High	09/2018
Coral Springs High	12/2018
Cypress Bay High	01/2018
Deerfield Beach High	12/2018
Dillard 6-12	01/2018
Everglades High	01/2018
Fort Lauderdale High	07/2018
Hallandale Magnet High	09/2018
Hollywood Hills High	02/2018
J.P. Taravella High	07/2018
Lauderhill 6-12 Magnet	03/2018
Marjory Stoneman Douglas High	08/2018
McArthur High	08/2018
Miramar High	07/2018
Monarch High	08/2018
Nova High	01/2018
Piper High	01/2018
Plantation High	07/2018
Pompano Beach High	09/2018
South Broward High	02/2018

WEIGHT ROOM QUARTERLY STATUS *continued*

The following completed weight room projects are listed alphabetically by school name:




SCHOOL	COMPLETION DATE
South Broward High	02/2018
South Plantation High	09/2018
Stranahan High	01/2018
West Broward High	09/2018
Western High	07/2018

COMPLETED WEIGHT ROOMS




**Cooper City
High School**

**Coral Springs
High School**



**Hallandale
Magnet
High School**

**Deerfield Beach
High School**






**J.P. Taravella
High School**

COMPLETED WEIGHT ROOMS



Lauderhill 6-12 School

McArthur High School



Pompano Beach High School

South Plantation High School



West Broward High School

WEIGHT ROOM QUARTERLY STATUS

The following is a list of weight room projects in the design phase.



SCHOOL	PROJECTED IMPLEMENTATION START DATE	PLANNED COMPLETION DATE
Northeast High	Q2 2019	Q3 2019*

*While in the Design Phase, a re-design request was introduced to the design altering the planned completion date.

Quarters utilized for planned start and completion dates reflect a calendar year quarters.

TRACK QUARTERLY STATUS

The following completed track projects are listed alphabetically by school name:




SCHOOL	COMPLETION DATE
Apollo Middle	07/16
Charles W. Flanagan High	11/16
Cypress Bay High	04/18
Hallandale High	12/16
Hollywood Hills High	12/16
J.P. Taravella High	06/18
Miramar High	03/18
Monarch High	03/18
Pioneer Middle	05/16
Plantation High	03/18
Pompano Beach High	03/18
Seminole Middle	05/16
Stranahan High	10/16
West Broward High	04/18
Western High	11/16

COMPLETED TRACKS




**Stranahan
High School**

**Western
High School**



**Charles W.
Flanagan High
School**

**Hallandale High
School**



**Hollywood Hills
High School**

